

CHAPTER ONE

1.1 Real Numbers and the Real Line

This section reviews real numbers, inequalities, intervals, and absolute values.

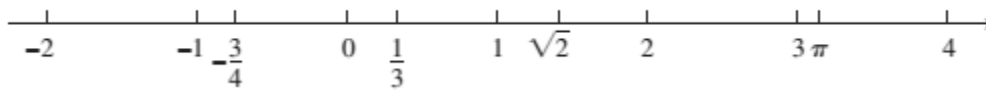
Real Numbers: are numbers that can be expressed as decimals, such as

$$-\frac{3}{4} = -0.75000 \dots$$

$$\frac{1}{3} = 0.33333 \dots$$

$$\sqrt{2} = 1.4142 \dots$$

The real numbers can be represented geometrically as points on a number line called the real line.



The algebraic properties : the real numbers can be added, subtracted, multiplied, and divided (except by 0) to produce more real numbers under the usual rules of arithmetic.

Rules for Inequalities

If a , b , and c are real numbers, then:

$$1. \quad a < b \Rightarrow a + c < b + c$$

$$2. \quad a < b \Rightarrow a - c < b - c$$

$$3. \quad a < b \text{ and } c > 0 \Rightarrow ac < bc$$

$$4. \quad a < b \text{ and } c < 0 \Rightarrow bc < ac$$

$$\text{Special case: } a < b \Rightarrow -b < -a$$

$$5. \quad a > 0 \Rightarrow \frac{1}{a} > 0$$

$$6. \quad \text{If } a \text{ and } b \text{ are both positive or both negative, then } a < b \Rightarrow \frac{1}{b} < \frac{1}{a}$$

We distinguish three special subsets of real numbers.

1. The natural numbers, namely 1, 2, 3, 4

2. The integers, namely

$$0, \pm 1, \pm 2, \pm 3, \dots$$

3. The rational numbers, namely the numbers that can be expressed in the form of a fraction, where (**m** and **n**) are integers and $n \neq 0$, Examples are:

$$\frac{1}{3}, \quad -\frac{4}{9} = \frac{-4}{9} = \frac{4}{-9}, \quad \frac{200}{13}, \quad \text{and} \quad 57 = \frac{57}{1}.$$

EXAMPLE 1 : Solve the following inequalities and show their solution sets on the real line.

(a) $2x - 1 < x + 3$ (b) $-\frac{x}{3} < 2x + 1$ (c) $\frac{6}{x - 1} \geq 5$

(a) $2x - 1 < x + 3$
 $2x < x + 4$
 $x < 4$



The solution set is the open interval $(-\infty, 4)$

Note that $|-a| \neq -|a|$. For example, $|-3| = 3$, whereas $-|3| = -3$. If a and b differ in sign, then $|a + b|$ is less than $|a| + |b|$. In all other cases, $|a + b|$ equals $|a| + |b|$. Absolute value bars in expressions like $|-3 + 5|$ work like parentheses: We do the arithmetic inside *before* taking the absolute value.

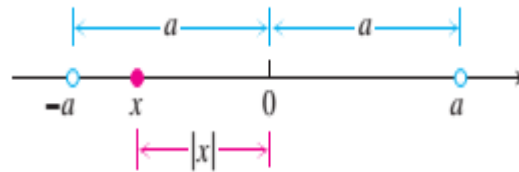
EXAMPLE : Illustrating the Triangle Inequality

$$|-3 + 5| = |2| = 2 < |-3| + |5| = 8$$

$$|3 + 5| = |8| = |3| + |5|$$

$$|-3 - 5| = |-8| = 8 = |-3| + |-5|$$

the distance from (**x to 0**) is less than the positive number **a**. This means that **x** must lie between $(-a$ and $a)$.



Absolute Values and IntervalsIf a is any positive number, then

5. $|x| = a$ if and only if $x = \pm a$
6. $|x| < a$ if and only if $-a < x < a$
7. $|x| > a$ if and only if $x > a$ or $x < -a$
8. $|x| \leq a$ if and only if $-a \leq x \leq a$
9. $|x| \geq a$ if and only if $x \geq a$ or $x \leq -a$

EXAMPLE : Solving an Equation with Absolute Values Solve the equation $|2x - 3| = 7$.**Solution** By Property 5, $2x - 3 = \pm 7$, so there are two possibilities:

$$\begin{array}{rcl}
 2x - 3 = 7 & 2x - 3 = -7 & \text{Equivalent equations} \\
 2x = 10 & 2x = -4 & \text{without absolute values} \\
 x = 5 & x = -2 & \text{Solve as usual.}
 \end{array}$$

The solutions of $|2x - 3| = 7$ are $x = 5$ and $x = -2$.**EXAMPLE :** Solving an Inequality Involving Absolute Values Solve the inequality.

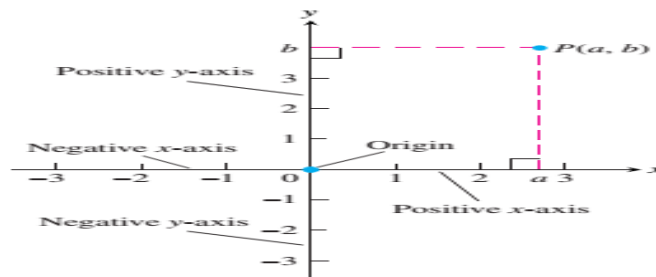
$$\text{(a) } |2x - 3| \leq 1 \qquad \text{(b) } |2x - 3| \geq 1 \qquad \left| 5 - \frac{2}{x} \right| < 1.$$

1.2 Lines, Circles, and Parabolas

This section reviews coordinates, lines, distance, circles, and parabolas in the plane. The idea of increase is also discussed.

Cartesian Coordinates in the Plane

coordinate axes in the plane. On the horizontal x -axis, numbers are denoted by x and increase to right. On the vertical y -axis, numbers are denoted by y and increase upward as shown



Given two points $P_1(x_1, y_1)$ and $P_2(x_2, y_2)$ in the plane, we call the increments $\Delta x = x_2 - x_1$ and $\Delta y = y_2 - y_1$ the **run** and the **rise**, respectively, between P_1 and P_2 . Two such points always determine a unique straight line (usually called simply a line) passing through them both. We call the line P_1P_2 .

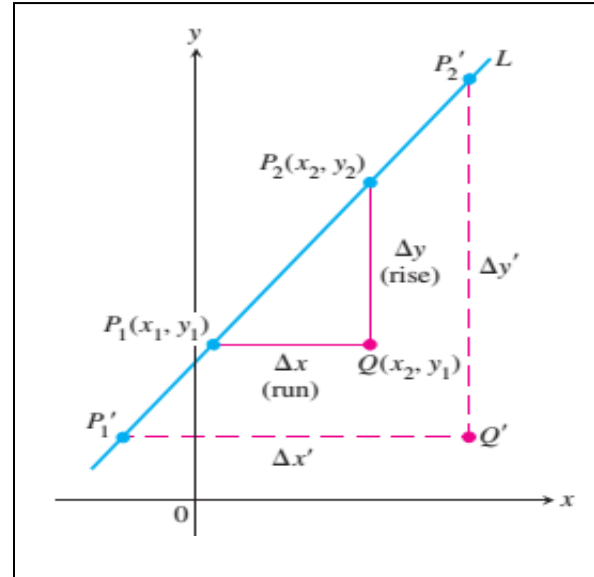
Any nonvertical line in the plane has the property that the ratio

$$m = \frac{\text{rise}}{\text{run}} = \frac{\Delta y}{\Delta x} = \frac{y_2 - y_1}{x_2 - x_1}$$

DEFINITION **Slope**

The constant

$$m = \frac{\text{rise}}{\text{run}} = \frac{\Delta y}{\Delta x} = \frac{y_2 - y_1}{x_2 - x_1}$$



Example

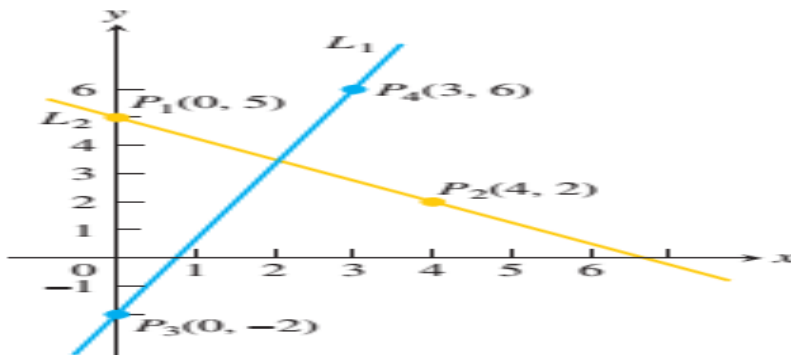


FIGURE 1.9 The slope of L_1 is $m = \frac{\Delta y}{\Delta x} = \frac{6 - (-2)}{3 - 0} = \frac{8}{3}$.

That is, y increases 8 units every time x increases 3 units. The slope of L_2 is

$$m = \frac{\Delta y}{\Delta x} = \frac{2 - 5}{4 - 0} = \frac{-3}{4}.$$

That is, y decreases 3 units every time x increases 4 units.

The equation

$$y = y_1 + m(x - x_1)$$

is the **point-slope equation** of the line that passes through the point (x_1, y_1) and has slope m .

EXAMPLE 2 Write an equation for the line through the point $(2, 3)$ with slope $-3/2$.

Solution We substitute $x_1 = 2, y_1 = 3$, and $m = -3/2$ into the point-slope equation and obtain

$$y = 3 - \frac{3}{2}(x - 2), \quad \text{or} \quad y = -\frac{3}{2}x + 6.$$

When $x = 0, y = 6$ so the line intersects the y -axis at $y = 6$. ■

EXAMPLE 3 A Line Through Two Points

Write an equation for the line through $(-2, -1)$ and $(3, 4)$.

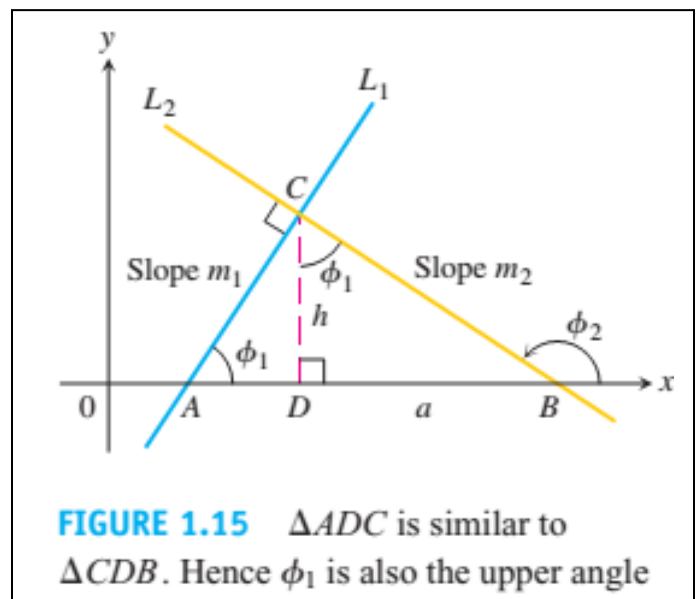
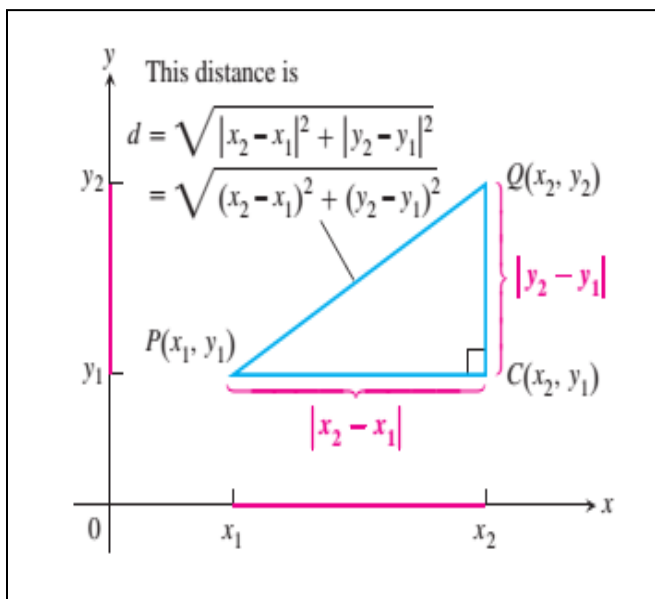
Distance and Circles in the Plane

The distance between points in the plane is calculated with a formula that comes from the Pythagorean theorem.

Distance Formula for Points in the Plane

The distance between $P(x_1, y_1)$ and $Q(x_2, y_2)$ is

$$d = \sqrt{(\Delta x)^2 + (\Delta y)^2} = \sqrt{(x_2 - x_1)^2 + (y_2 - y_1)^2}.$$



EXAMPLE 5 Calculating Distance

(a) The distance between $P(-1, 2)$ and $Q(3, 4)$ is

$$\sqrt{(3 - (-1))^2 + (4 - 2)^2} = \sqrt{(4)^2 + (2)^2} = \sqrt{20} = \sqrt{4 \cdot 5} = 2\sqrt{5}.$$

(b) The distance from the origin to $P(x, y)$ is

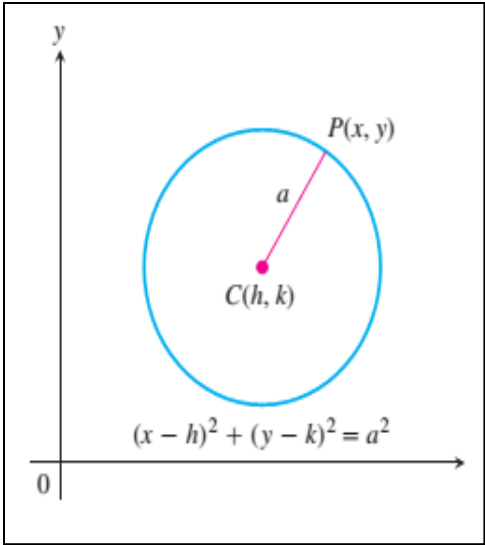
$$\sqrt{(x - 0)^2 + (y - 0)^2} = \sqrt{x^2 + y^2}.$$

By definition, a **circle** of radius a is the set of all points $P(x, y)$ whose distance from some center $C(h, k)$ equals a (Figure 1.17). From the distance formula, P lies on the circle if and only if

$$\sqrt{(x - h)^2 + (y - k)^2} = a,$$

so

$$(x - h)^2 + (y - k)^2 = a^2. \tag{1}$$



Equation (1) is the **standard equation** of a circle with center (h, k) and radius a . The circle of radius $a = 1$ and centered at the origin is the **unit circle** with equation

$$x^2 + y^2 = 1.$$

The Parabola

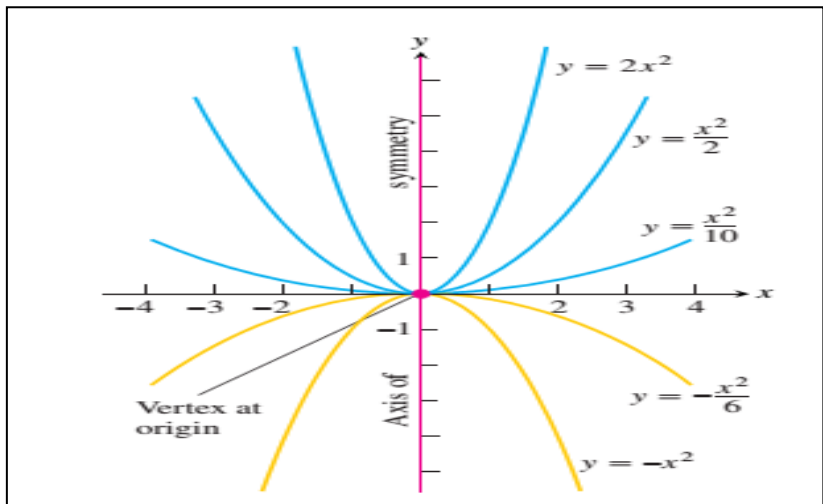
The Graph of $y = ax^2 + bx + c, a \neq 0$

The graph of the equation $y = ax^2 + bx + c, a \neq 0$, is a parabola. The parabola opens upward if $a > 0$ and downward if $a < 0$. The **axis** is the line

$$x = -\frac{b}{2a}.$$



The **vertex** of the parabola is the point where the axis and parabola intersect. Its x -coordinate is $x = -b/2a$; its y -coordinate is found by substituting $x = -b/2a$ in the parabola's equation.



1.3 Functions and Their Graphs

Functions are the major objects we deal with in calculus because they are key to describing the real world in mathematical terms. This section reviews the ideas of functions, their graphs, and ways of representing them.

Functions; Domain and Range

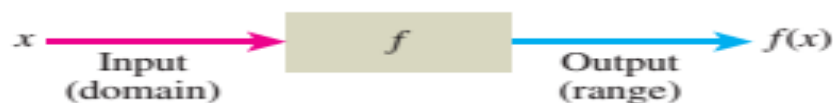
- The area of a circle depends on the radius of the circle.
- The distance an object travels from an initial location along a straight line path depends on its speed.

In each case, the value of one variable quantity, which we might call y , depends on the value of another variable quantity, which we might call x . Since the value of y is completely determined by the value of x , we say that y is a function of x .

$$y = f(x) \quad (\text{"}y \text{ equals } f \text{ of } x\text{"})$$

DEFINITION **Function**

A **function** from a set D to a set Y is a rule that assigns a *unique* (single) element $f(x) \in Y$ to each element $x \in D$.



- The set D of all possible input values is **called the domain** of the function.
- The set of all values of $f(x)$ as x varies throughout D is **called the range** of the function.
- The range may not include every element in the set Y .

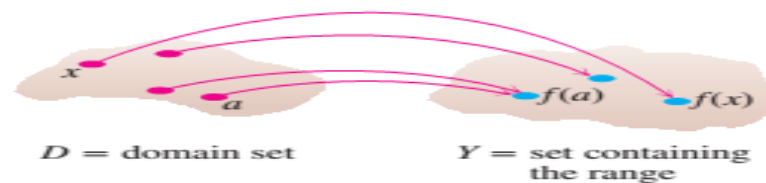


FIGURE 1.23 A function from a set D to a set Y assigns a unique element of Y to each element in D .

EXAMPLE 1 Identifying Domain and Range

Verify the domains and ranges of these functions.

Function	Domain (x)	Range (y)
$y = x^2$	$(-\infty, \infty)$	$[0, \infty)$
$y = 1/x$	$(-\infty, 0) \cup (0, \infty)$	$(-\infty, 0) \cup (0, \infty)$
$y = \sqrt{x}$	$[0, \infty)$	$[0, \infty)$
$y = \sqrt{4 - x}$	$(-\infty, 4]$	$[0, \infty)$
$y = \sqrt{1 - x^2}$	$[-1, 1]$	$[0, 1]$

Solution The formula $y = x^2$ gives a real y -value for any real number x , so the domain is $(-\infty, \infty)$. The range of $y = x^2$ is $[0, \infty)$ because the square of any real number is nonnegative and every nonnegative number y is the square of its own square root, $y = (\sqrt{y})^2$ for $y \geq 0$.

The formula $y = 1/x$ gives a real y -value for every x except $x = 0$. *We cannot divide any number by zero.* The range of $y = 1/x$, the set of reciprocals of all nonzero real numbers, is the set of all nonzero real numbers, since $y = 1/(1/y)$.

The formula $y = \sqrt{x}$ gives a real y -value only if $x \geq 0$. The range of $y = \sqrt{x}$ is $[0, \infty)$ because every nonnegative number is some number's square root (namely, it is the square root of its own square).

In $y = \sqrt{4 - x}$, the quantity $4 - x$ cannot be negative. That is, $4 - x \geq 0$, or $x \leq 4$. The formula gives real y -values for all $x \leq 4$. The range of $\sqrt{4 - x}$ is $[0, \infty)$, the set of all nonnegative numbers.

The formula $y = \sqrt{1 - x^2}$ gives a real y -value for every x in the closed interval from -1 to 1 . Outside this domain, $1 - x^2$ is negative and its square root is not a real number. The values of $1 - x^2$ vary from 0 to 1 on the given domain, and the square roots of these values do the same. The range of $\sqrt{1 - x^2}$ is $[0, 1]$. ■

Graphs of Functions

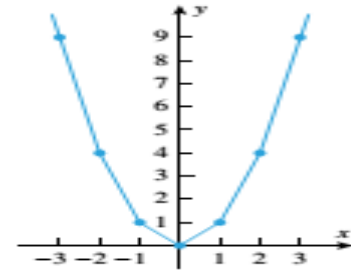
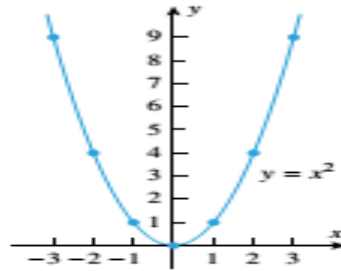
If f is a function with domain D , its graph consists of the points in the Cartesian plane whose coordinates are the input-output pairs for f .

$$\{(x, f(x)) \mid x \in D\}.$$

F.1 DEFINITION. The set of all solutions of an equation in x and y is called the *solution set* of the equation, and the set of all points in the xy -plane whose coordinates are members of the solution set is called the *graph* of the equation.

Example Use point plotting to sketch the graph of ($y = x^2$) Discuss the limitations of this method.

x	$y = x^2$	(x, y)
0	0	(0, 0)
1	1	(1, 1)
2	4	(2, 4)
3	9	(3, 9)
-1	1	(-1, 1)
-2	4	(-2, 4)
-3	9	(-3, 9)

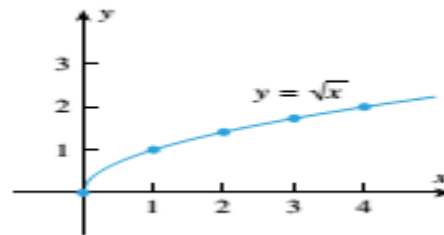


Example Sketch the graph of ($y = \sqrt{x}$).

Solution.

If ($x < 0$), then (\sqrt{x}) is an imaginary number. Thus, we can only plot points for which ($x \geq 0$), since points in the xy -plane have real coordinates. The graph obtained by point plotting.

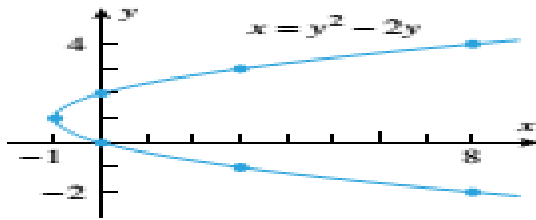
x	$y = \sqrt{x}$	(x, y)
0	0	(0, 0)
1	1	(1, 1)
2	$\sqrt{2}$	$(2, \sqrt{2}) = (2, 1.4)$
3	$\sqrt{3}$	$(3, \sqrt{3}) = (3, 1.7)$
4	2	(4, 2)



Example Sketch the graph of ($y^2 - 2y - x = 0$).

Solution.

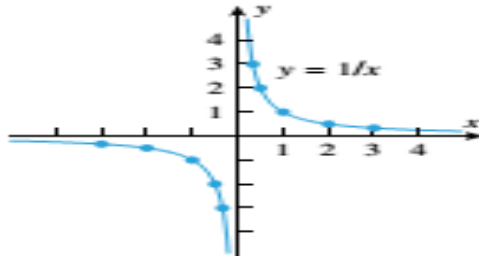
In this case it is easier to express in terms of y , so we rewrite the equation as ($x = y^2 - 2y$) Members of the solution set can be obtained from this equation by substituting arbitrary values for y in the right side and computing the associated values of x .



y	$x = y^2 - 2y$	(x, y)
-2	8	(8, -2)
-1	3	(3, -1)
0	0	(0, 0)
1	-1	(-1, 1)
2	0	(0, 2)
3	3	(3, 3)
4	8	(8, 4)

Example Sketch the graph of $y=1/x$.

Solution. Because $(1/x)$ is undefined at $x=0$, we can only plot points for which $x \neq 0$. This forces a break, called a discontinuity, in the graph at $(x = 0)$.



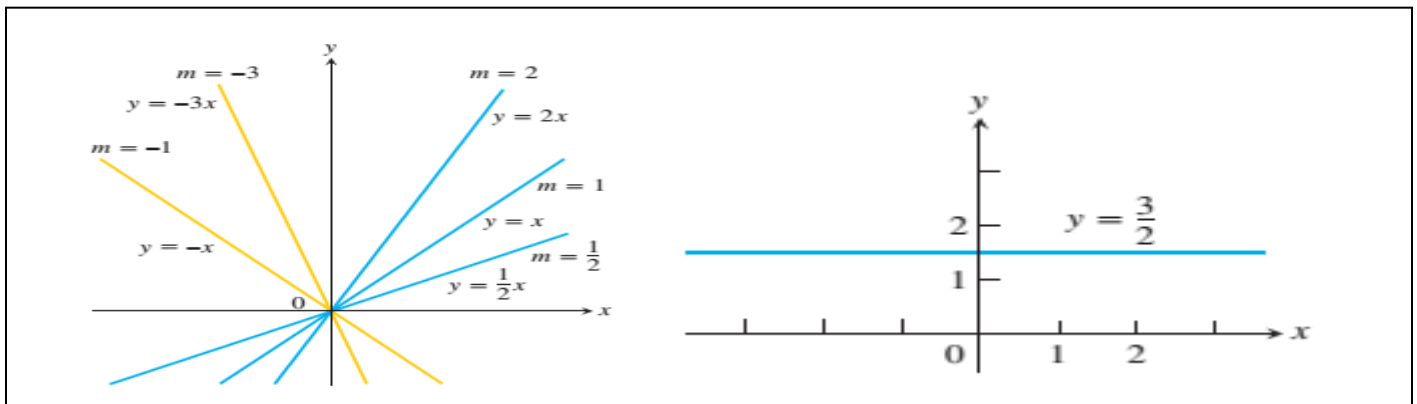
x	$y = 1/x$	(x, y)
$\frac{1}{3}$	3	$(\frac{1}{3}, 3)$
$\frac{1}{2}$	2	$(\frac{1}{2}, 2)$
1	1	(1, 1)
2	$\frac{1}{2}$	$(2, \frac{1}{2})$
3	$\frac{1}{3}$	$(3, \frac{1}{3})$
$-\frac{1}{3}$	-3	$(-\frac{1}{3}, -3)$
$-\frac{1}{2}$	-2	$(-\frac{1}{2}, -2)$
-1	-1	(-1, -1)
-2	$-\frac{1}{2}$	$(-2, -\frac{1}{2})$
-3	$-\frac{1}{3}$	$(-3, -\frac{1}{3})$

1.4 Identifying Functions; Mathematical Models

There are a number of important types of functions frequently encountered in calculus. We identify and briefly summarize them here.

Linear Functions: A function of the form $y = mx + b$ for constants (m and b), is called a **linear function**.

Figure below shows an array of lines where so these lines pass through the **origin**. Constant functions result when the slope $m=0$.



Power Functions: A function $(f(x) = x^a)$ where a is a constant, is called a **power function**. There are several important cases to consider.

(a) $a = n$,, a positive integer

The graphs of $(f(x) = x^n)$ for $n= 1, 2, 3, 4, 5,$

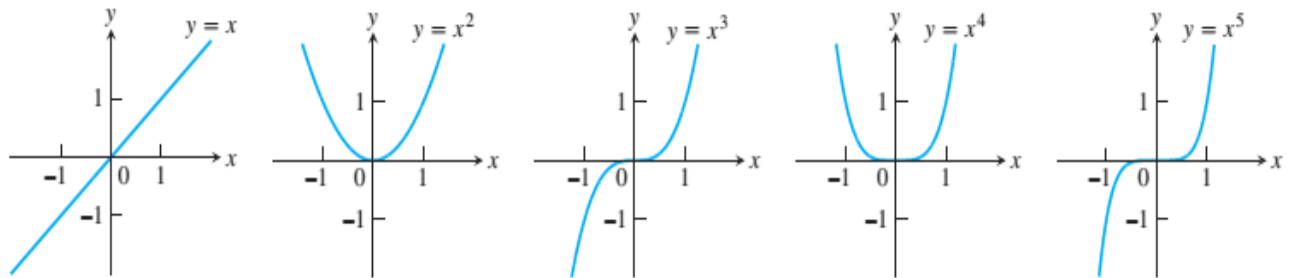


FIGURE 1.36 Graphs of $f(x) = x^n, n = 1, 2, 3, 4, 5$ defined for $-\infty < x < \infty$.

(b) $a = -1$ or $a = -2$.

The graphs of the functions $f(x) = x^{-1} = 1/x$ and $g(x) = x^{-2} = 1/x^2$ are shown in

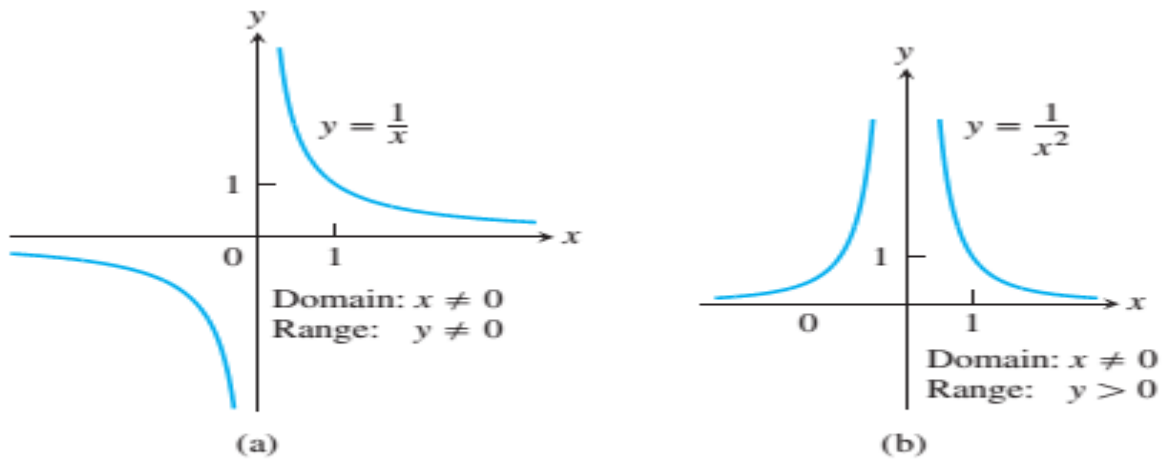


FIGURE 1.37 Graphs of the power functions $f(x) = x^a$ for part (a) $a = -1$ and for part (b) $a = -2$.

(c) $a = \frac{1}{2}, \frac{1}{3}, \frac{3}{2},$ and $\frac{2}{3}.$

The functions $f(x) = x^{1/2} = \sqrt{x}$ and $g(x) = x^{1/3} = \sqrt[3]{x}$

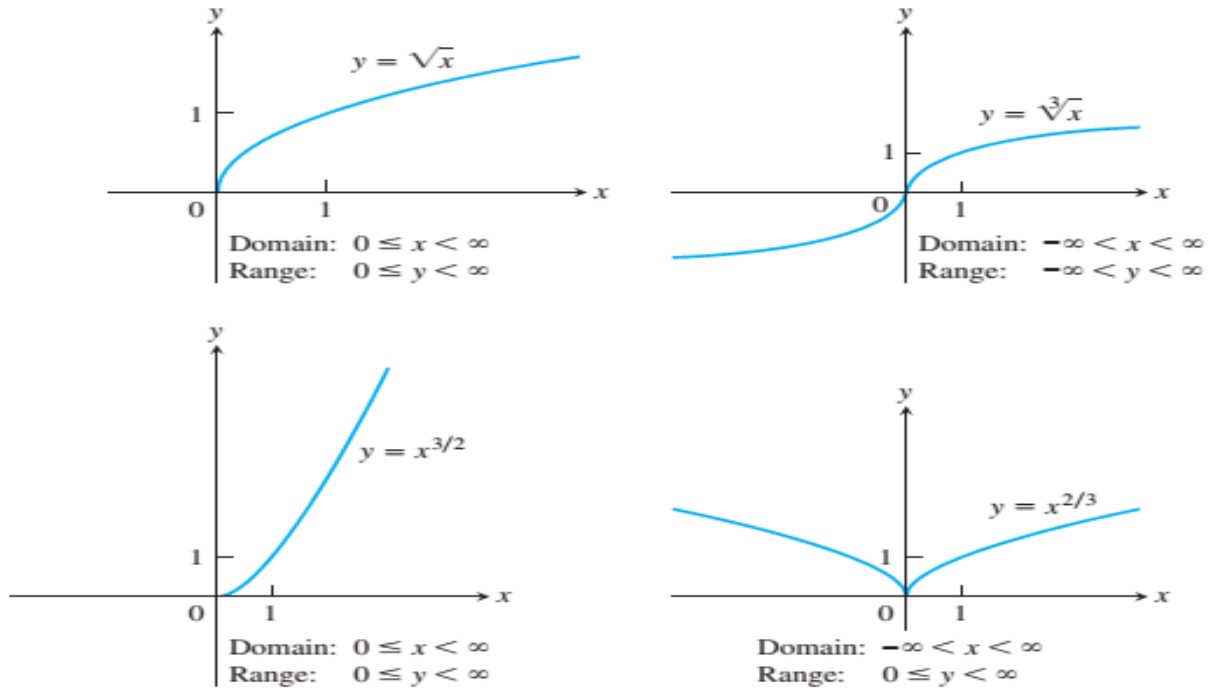


FIGURE 1.38 Graphs of the power functions $f(x) = x^a$ for $a = \frac{1}{2}, \frac{1}{3}, \frac{3}{2},$ and $\frac{2}{3}.$

Polynomials: A function p is a **polynomial** if

$$p(x) = a_n x^n + a_{n-1} x^{n-1} + \dots + a_1 x + a_0$$

where (n) is a nonnegative integer and the numbers $(a_0, a_1, a_2, \dots, a_n)$ are real constants (**called the coefficients of the polynomial**). All polynomials have domain $(-\infty, \infty)$. If the leading coefficient $(a_n \neq 0)$ and $(n > 0)$ then n is called the degree of the polynomial. Linear functions with $(m \neq 0)$ are polynomials of degree 1. Polynomials of degree 2, usually written as

$p(x) = ax^2 + bx + c$ are called **quadratic functions**. Likewise, cubic functions are polynomials $p(x) = ax^3 + bx^2 + cx + d$ of degree 3. Figure below shows the graphs of three polynomials.

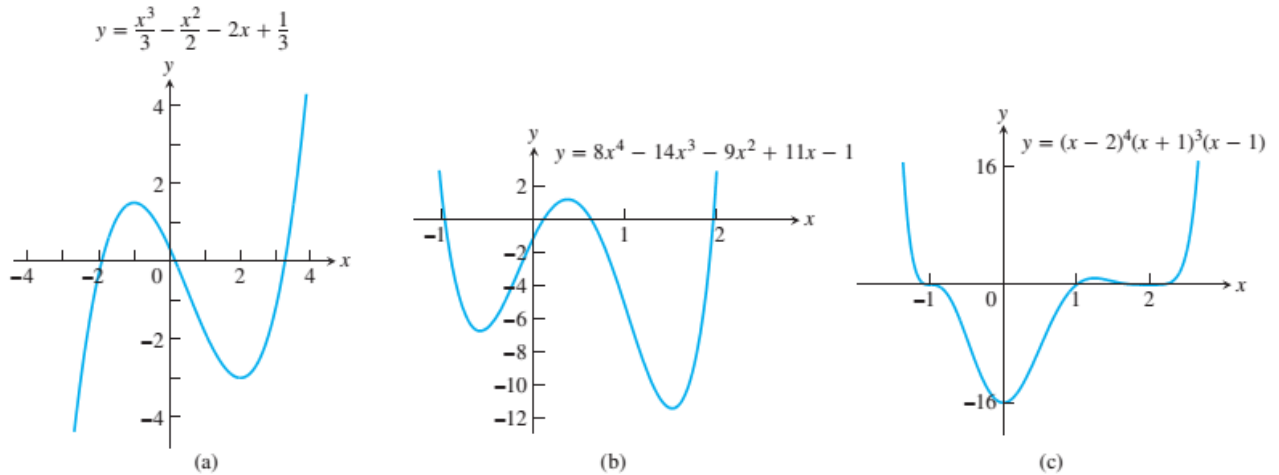


FIGURE 1.39 Graphs of three polynomial functions.

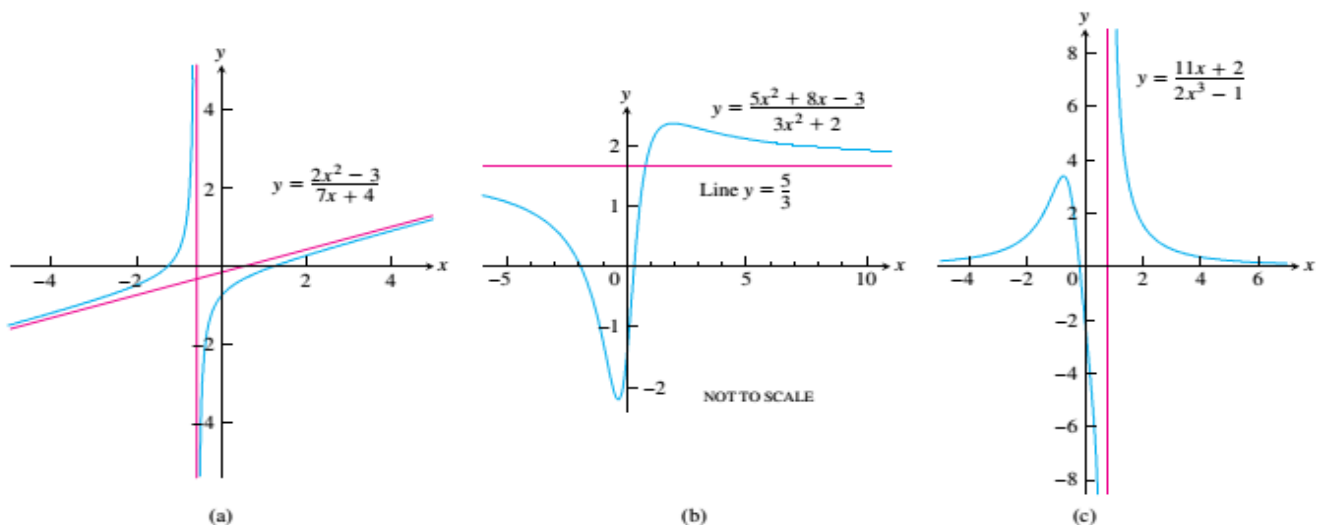
Rational Functions: A rational function is a ratio of two polynomials:

$$f(x) = \frac{p(x)}{q(x)}$$

where p and q are polynomials. The domain of a rational function is the set of all real x for which $(q(x) \neq 0)$ For example,

$$f(x) = \frac{2x^2 - 3}{7x + 4}$$

the function is a rational function with domain $\{x \mid x \neq -4/7\}$ Its graph is shown below



Algebraic Functions: An algebraic function is a function constructed from polynomials using algebraic operations (addition, subtraction, multiplication, division, and taking roots).

Exponential Functions: Functions of the form $(f(x) = a^x)$ where $(a > 0)$ the base is a positive constant $(a \neq 1)$ and are called **exponential functions**. All exponential functions have domain $(-\infty, \infty)$ and range $(0, \infty)$ So an exponential function never assumes the value 0.

Logarithmic Functions These are the functions $f(x) = \log_a x$, where the base $a \neq 1$ is a positive constant. They are the *inverse functions* of the exponential functions,

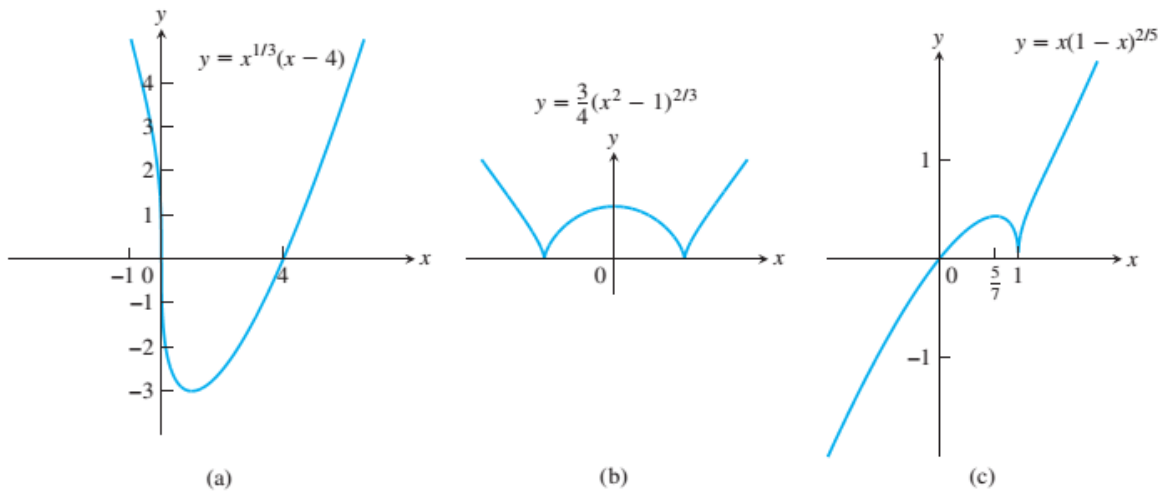


FIGURE 1.41 Graphs of three algebraic functions.

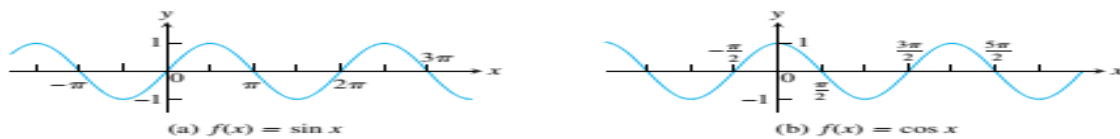


FIGURE 1.42 Graphs of the sine and cosine functions.



FIGURE 1.43 Graphs of exponential functions.

EXAMPLE 1 Recognizing Functions

Identify each function given here as one of the types of functions we have discussed. Keep in mind that some functions can fall into more than one category. For example, $f(x) = x^2$ is both a power function and a polynomial of second degree.

(a) $f(x) = 1 + x - \frac{1}{2}x^5$ (b) $g(x) = 7^x$ (c) $h(z) = z^7$

(d) $y(t) = \sin\left(t - \frac{\pi}{4}\right)$

Solution

(a) $f(x) = 1 + x - \frac{1}{2}x^5$ is a polynomial of degree 5.

(b) $g(x) = 7^x$ is an exponential function with base 7. Notice that the variable x is the exponent.

(c) $h(z) = z^7$ is a power function. (The variable z is the base.)

(d) $y(t) = \sin\left(t - \frac{\pi}{4}\right)$ is a trigonometric function. ■

Increasing Versus Decreasing Functions:

Function	Where increasing	Where decreasing
$y = x^2$	$0 \leq x < \infty$	$-\infty < x \leq 0$
$y = x^3$	$-\infty < x < \infty$	Nowhere
$y = 1/x$	Nowhere	$-\infty < x < 0$ and $0 < x < \infty$
$y = 1/x^2$	$-\infty < x < 0$	$0 < x < \infty$
$y = \sqrt{x}$	$0 \leq x < \infty$	Nowhere
$y = x^{2/3}$	$0 \leq x < \infty$	$-\infty < x \leq 0$

Even Functions and Odd Functions: Symmetry**DEFINITIONS** Even Function, Odd Function

A function $y = f(x)$ is an

even function of x if $f(-x) = f(x)$,

odd function of x if $f(-x) = -f(x)$,

for every x in the function's domain.

The names even and odd come from powers of x . If y is an even power of x , as in $y = x^2$ or $y = x^4$, it is an even function of x (because $(-x)^2 = x^2$ and $(-x)^4 = x^4$). If y is an odd power of x , as in $y = x$ or $y = x^3$, it is an odd function of x (because $(-x)^1 = -x$ and $(-x)^3 = -x^3$).

EXAMPLE 2 Recognizing Even and Odd Functions

$f(x) = x^2$ Even function: $(-x)^2 = x^2$ for all x ; symmetry about y -axis.
 $f(x) = x^2 + 1$ Even function: $(-x)^2 + 1 = x^2 + 1$ for all x ; symmetry about y -axis (Figure 1.47a).

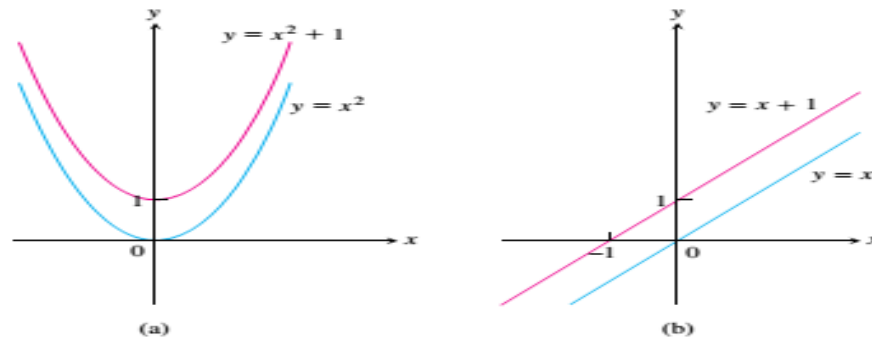


FIGURE 1.47 (a) When we add the constant term 1 to the function $y = x^2$, the resulting function $y = x^2 + 1$ is still even and its graph is still symmetric about the y -axis. (b) When we add the constant term 1 to the function $y = x$, the resulting function $y = x + 1$ is no longer odd. The symmetry about the origin is lost (Example 2).

$f(x) = x$ Odd function: $(-x) = -x$ for all x ; symmetry about the origin.
 $f(x) = x + 1$ Not odd: $f(-x) = -x + 1$, but $-f(x) = -x - 1$. The two are not equal.
 Not even: $(-x) + 1 \neq x + 1$ for all $x \neq 0$ (Figure 1.47b). ■

1.5 Combining Functions; Shifting and Scaling Graphs

In this section we look at the main ways functions are combined or transformed to form new functions.

Sums, Differences, Products, and Quotients

for $x \in D(f) \cap D(g)$, we define

$$(f + g)(x) = f(x) + g(x).$$

$$(f - g)(x) = f(x) - g(x).$$

$$(fg)(x) = f(x)g(x).$$

At any point of $D(f) \cap D(g)$ at which $g(x) \neq 0$, we can also define the function f/g

$$\left(\frac{f}{g}\right)(x) = \frac{f(x)}{g(x)} \quad (\text{where } g(x) \neq 0).$$

Functions can also be multiplied by constants: If c is a real number, then the function cf is defined for all x in the domain of f by

$$(cf)(x) = cf(x).$$

EXAMPLE 1 Combining Functions Algebraically

The functions defined by the formulas

$$f(x) = \sqrt{x} \quad \text{and} \quad g(x) = \sqrt{1-x},$$

have domains $D(f) = [0, \infty)$ and $D(g) = (-\infty, 1]$. The points common to these domains are the points

$$[0, \infty) \cap (-\infty, 1] = [0, 1].$$

The following table summarizes the formulas and domains for the various algebraic combinations of the two functions. We also write $f \cdot g$ for the product function fg .

Function	Formula	Domain
$f + g$	$(f + g)(x) = \sqrt{x} + \sqrt{1-x}$	$[0, 1] = D(f) \cap D(g)$
$f - g$	$(f - g)(x) = \sqrt{x} - \sqrt{1-x}$	$[0, 1]$
$g - f$	$(g - f)(x) = \sqrt{1-x} - \sqrt{x}$	$[0, 1]$
$f \cdot g$	$(f \cdot g)(x) = f(x)g(x) = \sqrt{x(1-x)}$	$[0, 1]$
f/g	$\frac{f}{g}(x) = \frac{f(x)}{g(x)} = \sqrt{\frac{x}{1-x}}$	$[0, 1)$ ($x = 1$ excluded)
g/f	$\frac{g}{f}(x) = \frac{g(x)}{f(x)} = \sqrt{\frac{1-x}{x}}$	$(0, 1]$ ($x = 0$ excluded)

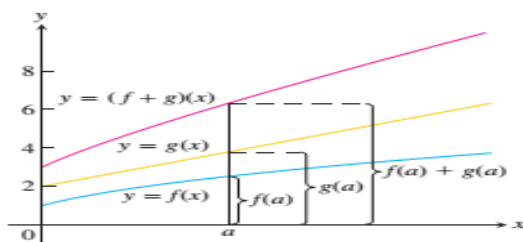


FIGURE 1.50 Graphical addition of two functions.

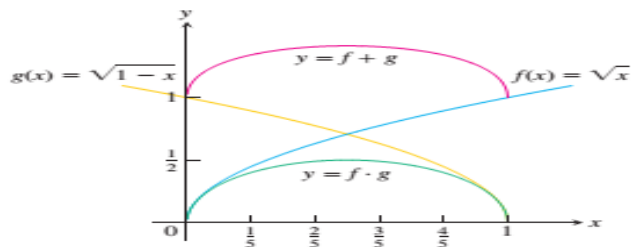


FIGURE 1.51 The domain of the function $f + g$ is the intersection of the domains of f and g , the interval $[0, 1]$ on the x -axis where these domains overlap. This interval is also the domain of the function $f \cdot g$ (Example 1).

Composite Functions

Composition is another method for combining functions.

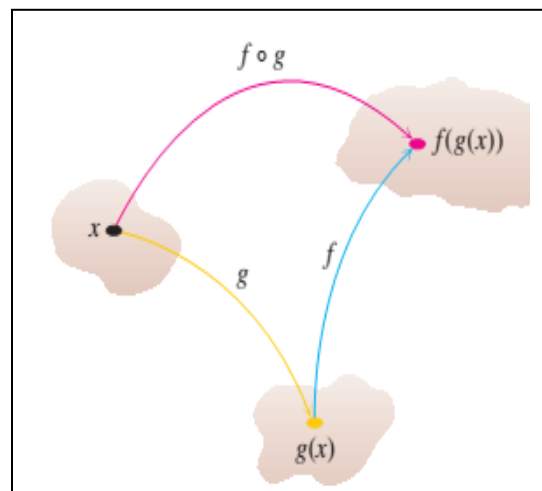
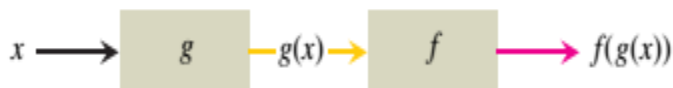
DEFINITION Composition of Functions

If f and g are functions, the **composite** function $f \circ g$ ("f composed with g") is defined by

$$(f \circ g)(x) = f(g(x)).$$

The domain of $f \circ g$ consists of the numbers x in the domain of g for which $g(x)$ lies in the domain of f .

The definition says that **(f◦g)** can be formed when the range of **(g)** lies in the domain of **f**. To find **((f◦g)(x))** first find **g(x)** and second find **f(g(x))**.



EXAMPLE 3 Finding Formulas for Composites

If $f(x) = \sqrt{x}$ and $g(x) = x + 1$, find

- (a) $(f \circ g)(x)$ (b) $(g \circ f)(x)$ (c) $(f \circ f)(x)$ (d) $(g \circ g)(x)$.

Solution

Composite	Domain
(a) $(f \circ g)(x) = f(g(x)) = \sqrt{g(x)} = \sqrt{x + 1}$	$[-1, \infty)$
(b) $(g \circ f)(x) = g(f(x)) = f(x) + 1 = \sqrt{x} + 1$	$[0, \infty)$
(c) $(f \circ f)(x) = f(f(x)) = \sqrt{f(x)} = \sqrt{\sqrt{x}} = x^{1/4}$	$[0, \infty)$
(d) $(g \circ g)(x) = g(g(x)) = g(x) + 1 = (x + 1) + 1 = x + 2$	$(-\infty, \infty)$

Shifting a Graph of a Function

To shift the graph of a function **(y= f(x))** straight up, add a positive constant to the right hand side of the formula **(y= f(x))**.

To shift the graph of a function ($y= f(x)$) straight down, add a negative constant to the right-hand side of the formula ($y= f(x)$).

To shift the graph of ($y= f(x)$) to the left, add a positive constant to x .

To shift the graph of ($y= f(x)$) to the right, add a negative constant to x .

Shift Formulas

Vertical Shifts

$y = f(x) + k$ Shifts the graph of f up k units if $k > 0$
 Shifts it down $|k|$ units if $k < 0$

Horizontal Shifts

$y = f(x + h)$ Shifts the graph of f left h units if $h > 0$
 Shifts it right $|h|$ units if $h < 0$

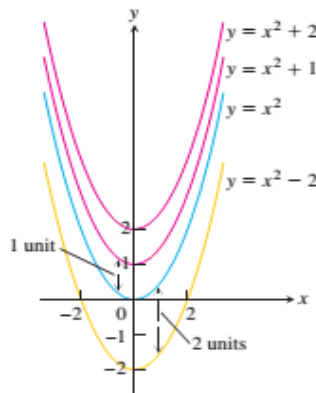


FIGURE 1.54 To shift the graph of $f(x) = x^2$ up (or down), we add positive (or negative) constants to the formula for f (Example 4a and b).

EXAMPLE 4 Shifting a Graph

- (a) Adding 1 to the right-hand side of the formula $y = x^2$ to get $y = x^2 + 1$ shifts the graph up 1 unit (Figure 1.54).
- (b) Adding -2 to the right-hand side of the formula $y = x^2$ to get $y = x^2 - 2$ shifts the graph down 2 units (Figure 1.54).
- (c) Adding 3 to x in $y = x^2$ to get $y = (x + 3)^2$ shifts the graph 3 units to the left (Figure 1.55).
- (d) Adding -2 to x in $y = |x|$, and then adding -1 to the result, gives $y = |x - 2| - 1$ and shifts the graph 2 units to the right and 1 unit down (Figure 1.56).

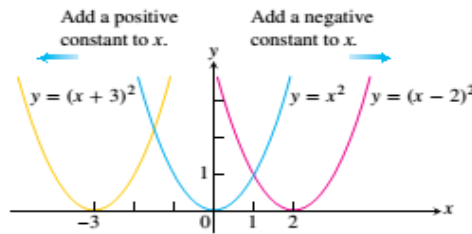


FIGURE 1.55 To shift the graph of $y = x^2$ to the left, we add a positive constant to x . To shift the graph to the right, we add a negative constant to x (Example 4c).

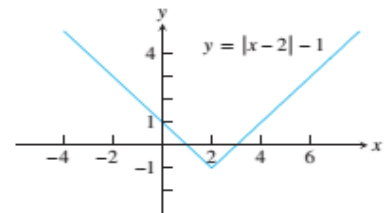


FIGURE 1.56 Shifting the graph of $y = |x|$ 2 units to the right and 1 unit down (Example 4d).

1.6 Trigonometric Functions



$$\begin{aligned} \sin \theta &= \frac{\text{opp}}{\text{hyp}} & \csc \theta &= \frac{\text{hyp}}{\text{opp}} \\ \cos \theta &= \frac{\text{adj}}{\text{hyp}} & \sec \theta &= \frac{\text{hyp}}{\text{adj}} \\ \tan \theta &= \frac{\text{opp}}{\text{adj}} & \cot \theta &= \frac{\text{adj}}{\text{opp}} \end{aligned}$$

FIGURE 1.67 Trigonometric ratios of an acute angle.

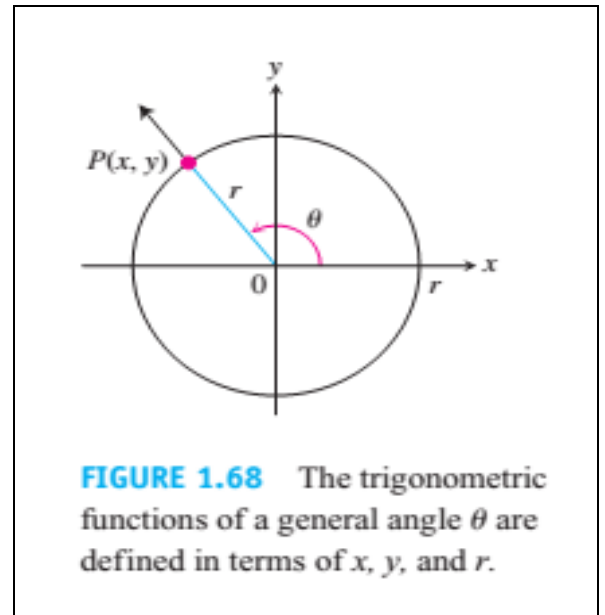


FIGURE 1.68 The trigonometric functions of a general angle θ are defined in terms of x , y , and r .

The define the trigonometric functions in terms of the coordinates of the point $P(x, y)$ where the angle's terminal ray intersects the circle (Figure 1.68).

$$\begin{aligned} \text{sine: } \sin \theta &= \frac{y}{r} & \text{cosecant: } \csc \theta &= \frac{r}{y} \\ \text{cosine: } \cos \theta &= \frac{x}{r} & \text{secant: } \sec \theta &= \frac{r}{x} \\ \text{tangent: } \tan \theta &= \frac{y}{x} & \text{cotangent: } \cot \theta &= \frac{x}{y} \end{aligned}$$

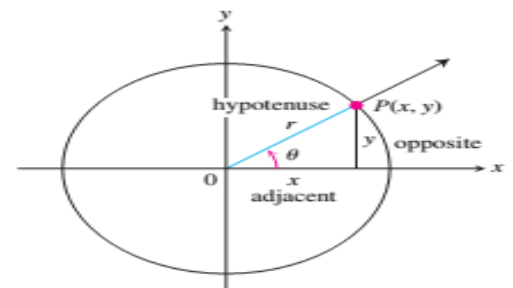


FIGURE 1.69 The new and old definitions agree for acute angles.

$$\begin{aligned} \sin \frac{\pi}{4} &= \frac{1}{\sqrt{2}} & \sin \frac{\pi}{6} &= \frac{1}{2} & \sin \frac{\pi}{3} &= \frac{\sqrt{3}}{2} \\ \cos \frac{\pi}{4} &= \frac{1}{\sqrt{2}} & \cos \frac{\pi}{6} &= \frac{\sqrt{3}}{2} & \cos \frac{\pi}{3} &= \frac{1}{2} \\ \tan \frac{\pi}{4} &= 1 & \tan \frac{\pi}{6} &= \frac{1}{\sqrt{3}} & \tan \frac{\pi}{3} &= \sqrt{3} \end{aligned}$$

$$\begin{aligned} \tan \theta &= \frac{\sin \theta}{\cos \theta} & \cot \theta &= \frac{1}{\tan \theta} \\ \sec \theta &= \frac{1}{\cos \theta} & \csc \theta &= \frac{1}{\sin \theta} \end{aligned}$$

The CAST rule (Figure 1.70) is useful for remembering when the basic trigonometric functions are positive or negative



The CAST rule, remembered by the statement “All Students Take Calculus,” tells which trigonometric functions are positive in each quadrant

TABLE 1.4 Values of $\sin \theta$, $\cos \theta$, and $\tan \theta$ for selected values of θ

Degrees	-180	-135	-90	-45	0	30	45	60	90	120	135	150	180	270	360
θ (radians)	$-\pi$	$-\frac{3\pi}{4}$	$-\frac{\pi}{2}$	$-\frac{\pi}{4}$	0	$\frac{\pi}{6}$	$\frac{\pi}{4}$	$\frac{\pi}{3}$	$\frac{\pi}{2}$	$\frac{2\pi}{3}$	$\frac{3\pi}{4}$	$\frac{5\pi}{6}$	π	$\frac{3\pi}{2}$	2π
$\sin \theta$	0	$-\frac{\sqrt{2}}{2}$	-1	$-\frac{\sqrt{2}}{2}$	0	$\frac{1}{2}$	$\frac{\sqrt{2}}{2}$	$\frac{\sqrt{3}}{2}$	1	$\frac{\sqrt{3}}{2}$	$\frac{\sqrt{2}}{2}$	$\frac{1}{2}$	0	-1	0
$\cos \theta$	-1	$-\frac{\sqrt{2}}{2}$	0	$\frac{\sqrt{2}}{2}$	1	$\frac{\sqrt{3}}{2}$	$\frac{\sqrt{2}}{2}$	$\frac{1}{2}$	0	$-\frac{1}{2}$	$-\frac{\sqrt{2}}{2}$	$-\frac{\sqrt{3}}{2}$	-1	0	1
$\tan \theta$	0	1		-1	0	$\frac{\sqrt{3}}{3}$	1	$\sqrt{3}$		$-\sqrt{3}$	-1	$-\frac{\sqrt{3}}{3}$	0		0

EXAMPLE 1 Finding Trigonometric Function Values

If $\tan \theta = 3/2$ and $0 < \theta < \pi/2$, find the five other trigonometric functions of θ .

Solution From $\tan \theta = 3/2$, we construct the right triangle of height 3 (opposite) and base 2 (adjacent) in Figure 1.72. The Pythagorean theorem gives the length of the hypotenuse, $\sqrt{4 + 9} = \sqrt{13}$. From the triangle we write the values of the other five trigonometric functions:

$$\cos \theta = \frac{2}{\sqrt{13}}, \quad \sin \theta = \frac{3}{\sqrt{13}}, \quad \sec \theta = \frac{\sqrt{13}}{2}, \quad \csc \theta = \frac{\sqrt{13}}{3}, \quad \cot \theta = \frac{2}{3}$$

Periodicity and Graphs of the Trigonometric Functions

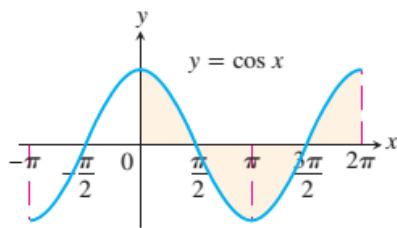
DEFINITION Periodic Function

A function $f(x)$ is **periodic** if there is a positive number p such that $f(x + p) = f(x)$ for every value of x . The smallest such value of p is the **period** of f .

$\cos(\theta + 2\pi) = \cos \theta$
 $\sec(\theta + 2\pi) = \sec \theta$

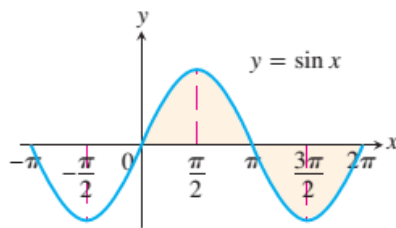
$\sin(\theta + 2\pi) = \sin \theta$
 $\csc(\theta + 2\pi) = \csc \theta$

$\tan(\theta + 2\pi) = \tan \theta$
 $\cot(\theta + 2\pi) = \cot \theta$



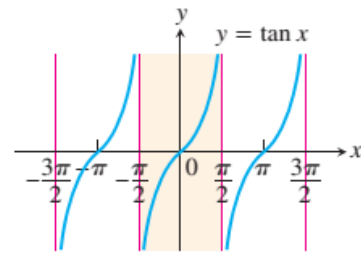
Domain: $-\infty < x < \infty$
 Range: $-1 \leq y \leq 1$
 Period: 2π

(a)



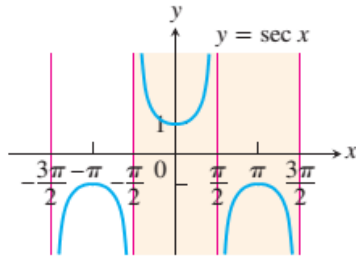
Domain: $-\infty < x < \infty$
 Range: $-1 \leq y \leq 1$
 Period: 2π

(b)



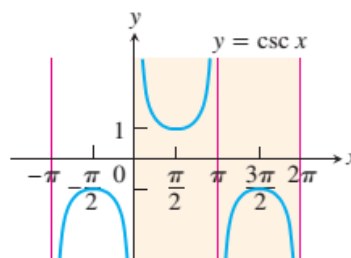
Domain: $x \neq \pm \frac{\pi}{2}, \pm \frac{3\pi}{2}, \dots$
 Range: $-\infty < y < \infty$
 Period: π

(c)



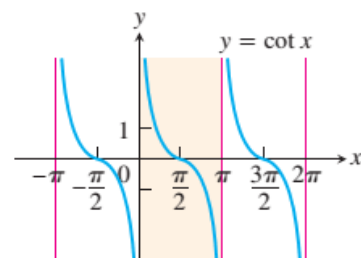
Domain: $x \neq \pm \frac{\pi}{2}, \pm \frac{3\pi}{2}, \dots$
 Range: $y \leq -1$ and $y \geq 1$
 Period: 2π

(d)



Domain: $x \neq 0, \pm\pi, \pm2\pi, \dots$
 Range: $y \leq -1$ and $y \geq 1$
 Period: 2π

(e)



Domain: $x \neq 0, \pm\pi, \pm2\pi, \dots$
 Range: $-\infty < y < \infty$
 Period: π

(f)

FIGURE 1.73 Graphs of the (a) cosine, (b) sine, (c) tangent, (d) secant, (e) cosecant, and (f) cotangent functions using radian measure. The shading for each trigonometric function indicates its periodicity.

Periods of Trigonometric Functions

Period π : $\tan(x + \pi) = \tan x$
 $\cot(x + \pi) = \cot x$

Period 2π : $\sin(x + 2\pi) = \sin x$
 $\cos(x + 2\pi) = \cos x$
 $\sec(x + 2\pi) = \sec x$
 $\csc(x + 2\pi) = \csc x$

$$\cos^2 \theta + \sin^2 \theta = 1.$$

$$1 + \tan^2 \theta = \sec^2 \theta.$$

$$1 + \cot^2 \theta = \csc^2 \theta.$$

Addition Formulas

$$\cos(A + B) = \cos A \cos B - \sin A \sin B$$

$$\sin(A + B) = \sin A \cos B + \cos A \sin B$$

Double-Angle Formulas

$$\cos 2\theta = \cos^2 \theta - \sin^2 \theta$$

$$\sin 2\theta = 2 \sin \theta \cos \theta$$

$$\cos^2 \theta + \sin^2 \theta = 1, \quad \cos^2 \theta - \sin^2 \theta = \cos 2\theta.$$

$$2 \cos^2 \theta = 1 + \cos 2\theta$$

$$2 \sin^2 \theta = 1 - \cos 2\theta.$$

Half-Angle Formulas

$$\cos^2 \theta = \frac{1 + \cos 2\theta}{2}$$

$$\sin^2 \theta = \frac{1 - \cos 2\theta}{2}$$

The Law of Cosines

If a , b , and c are sides of a triangle ABC and if θ is the angle opposite c , then

$$c^2 = a^2 + b^2 - 2ab \cos \theta. \quad (6)$$

This equation is called the **law of cosines**.

We can see why the law holds if we introduce coordinate axes with the origin at C and the positive x -axis along one side of the triangle, as in Figure 1.75. The coordinates of A are $(b, 0)$; the coordinates of B are $(a \cos \theta, a \sin \theta)$. The square of the distance between A and B is therefore

$$\begin{aligned} c^2 &= (a \cos \theta - b)^2 + (a \sin \theta)^2 \\ &= a^2(\underbrace{\cos^2 \theta + \sin^2 \theta}_1) + b^2 - 2ab \cos \theta \\ &= a^2 + b^2 - 2ab \cos \theta. \end{aligned}$$

The law of cosines generalizes the Pythagorean theorem. If $\theta = \pi/2$, then $\cos \theta = 0$ and $c^2 = a^2 + b^2$.

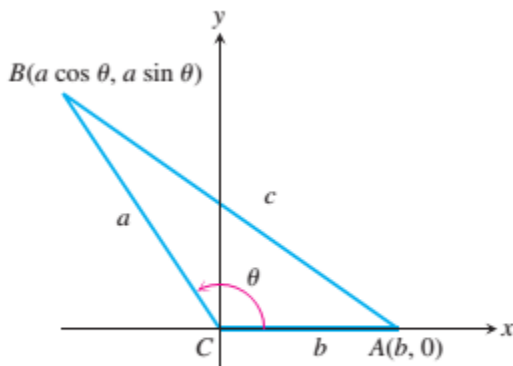


FIGURE 1.75 The square of the distance between A and B gives the law of cosines.

2.1 2.2 Calculating Limits Using the Limit Laws

The Limit Laws

The next theorem tells how to calculate limits of functions that are arithmetic combinations of functions whose limits we already know.

THEOREM 1 Limit Laws

If L , M , c and k are real numbers and

$$\lim_{x \rightarrow c} f(x) = L \quad \text{and} \quad \lim_{x \rightarrow c} g(x) = M, \quad \text{then}$$

1. *Sum Rule:* $\lim_{x \rightarrow c} (f(x) + g(x)) = L + M$

The limit of the sum of two functions is the sum of their limits.

2. *Difference Rule:* $\lim_{x \rightarrow c} (f(x) - g(x)) = L - M$

The limit of the difference of two functions is the difference of their limits.

3. *Product Rule:* $\lim_{x \rightarrow c} (f(x) \cdot g(x)) = L \cdot M$

The limit of a product of two functions is the product of their limits.

4. *Constant Multiple Rule:* $\lim_{x \rightarrow c} (k \cdot f(x)) = k \cdot L$

The limit of a constant times a function is the constant times the limit of the function.

5. *Quotient Rule:* $\lim_{x \rightarrow c} \frac{f(x)}{g(x)} = \frac{L}{M}, \quad M \neq 0$

The limit of a quotient of two functions is the quotient of their limits, provided the limit of the denominator is not zero.

6. *Power Rule:* If r and s are integers with no common factor and $s \neq 0$, then

$$\lim_{x \rightarrow c} (f(x))^{r/s} = L^{r/s}$$

provided that $L^{r/s}$ is a real number. (If s is even, we assume that $L > 0$.)

The limit of a rational power of a function is that power of the limit of the function, provided the latter is a real number.

EXAMPLE 1 Using the Limit Laws

Use the observations $\lim_{x \rightarrow c} k = k$ and $\lim_{x \rightarrow c} x = c$ (Example 8 in Section 2.1) and the properties of limits to find the following limits.

$$(a) \lim_{x \rightarrow c} (x^3 + 4x^2 - 3) \quad (b) \lim_{x \rightarrow c} \frac{x^4 + x^2 - 1}{x^2 + 5} \quad (c) \lim_{x \rightarrow -2} \sqrt{4x^2 - 3}$$

Solution

$$(a) \lim_{x \rightarrow c} (x^3 + 4x^2 - 3) = \lim_{x \rightarrow c} x^3 + \lim_{x \rightarrow c} 4x^2 - \lim_{x \rightarrow c} 3 \quad \text{Sum and Difference Rules}$$

$$= c^3 + 4c^2 - 3 \quad \text{Product and Multiple Rules}$$

$$(b) \lim_{x \rightarrow c} \frac{x^4 + x^2 - 1}{x^2 + 5} = \frac{\lim_{x \rightarrow c} (x^4 + x^2 - 1)}{\lim_{x \rightarrow c} (x^2 + 5)} \quad \text{Quotient Rule}$$

$$= \frac{\lim_{x \rightarrow c} x^4 + \lim_{x \rightarrow c} x^2 - \lim_{x \rightarrow c} 1}{\lim_{x \rightarrow c} x^2 + \lim_{x \rightarrow c} 5} \quad \text{Sum and Difference Rules}$$

$$= \frac{c^4 + c^2 - 1}{c^2 + 5} \quad \text{Power or Product Rule}$$

$$(c) \lim_{x \rightarrow -2} \sqrt{4x^2 - 3} = \sqrt{\lim_{x \rightarrow -2} (4x^2 - 3)} \quad \text{Power Rule with } r/s = 1/2$$

$$= \sqrt{\lim_{x \rightarrow -2} 4x^2 - \lim_{x \rightarrow -2} 3} \quad \text{Difference Rule}$$

$$= \sqrt{4(-2)^2 - 3} \quad \text{Product and Multiple Rules}$$

$$= \sqrt{16 - 3}$$

$$= \sqrt{13}$$

THEOREM 2 Limits of Polynomials Can Be Found by Substitution

If $P(x) = a_n x^n + a_{n-1} x^{n-1} + \cdots + a_0$, then

$$\lim_{x \rightarrow c} P(x) = P(c) = a_n c^n + a_{n-1} c^{n-1} + \cdots + a_0.$$

THEOREM 3 Limits of Rational Functions Can Be Found by Substitution
If the Limit of the Denominator Is Not Zero

If $P(x)$ and $Q(x)$ are polynomials and $Q(c) \neq 0$, then

$$\lim_{x \rightarrow c} \frac{P(x)}{Q(x)} = \frac{P(c)}{Q(c)}.$$

EXAMPLE 2 Limit of a Rational Function

$$\lim_{x \rightarrow -1} \frac{x^3 + 4x^2 - 3}{x^2 + 5} = \frac{(-1)^3 + 4(-1)^2 - 3}{(-1)^2 + 5} = \frac{0}{6} = 0$$

This result is similar to the second limit in Example 1 with $c = -1$, now done in one step.

Eliminating Zero Denominators Algebraically

Identifying Common Factors It can be shown that if $Q(x)$ is a polynomial and $Q(c) = 0$ then $(x - c)$ is a factor of $Q(x)$. Thus, if the numerator and denominator of a rational function of x are both zero at $x = c$ they have $(x - c)$ as a common factor.

If the denominator is zero, canceling common factors in the numerator and denominator may reduce the fraction to one whose denominator is no longer zero at c . If this happens, we can find the limit by substitution in the simplified fraction.

EXAMPLE 3 Canceling a Common Factor

Evaluate

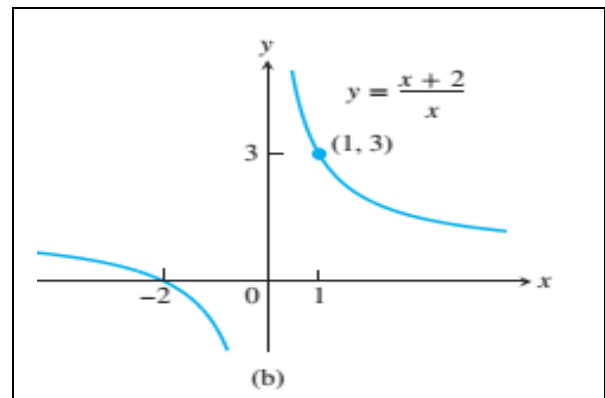
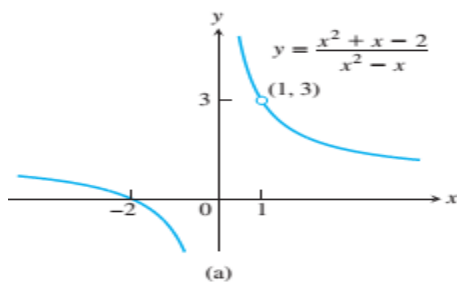
$$\lim_{x \rightarrow 1} \frac{x^2 + x - 2}{x^2 - x}$$

Solution We cannot substitute $x = 1$ because it makes the denominator zero. We test the numerator to see if it, too, is zero at $x = 1$. It is, so it has a factor of $(x - 1)$ in common with the denominator. Canceling the $(x - 1)$'s gives a simpler fraction with the same values as the original for $x \neq 1$:

$$\frac{x^2 + x - 2}{x^2 - x} = \frac{(x - 1)(x + 2)}{x(x - 1)} = \frac{x + 2}{x}, \quad \text{if } x \neq 1.$$

Using the simpler fraction, we find the limit of these values as $x \rightarrow 1$ by substitution:

$$\lim_{x \rightarrow 1} \frac{x^2 + x - 2}{x^2 - x} = \lim_{x \rightarrow 1} \frac{x + 2}{x} = \frac{1 + 2}{1} = 3.$$



EXAMPLE 4 Creating and Canceling a Common Factor

Evaluate

$$\lim_{x \rightarrow 0} \frac{\sqrt{x^2 + 100} - 10}{x^2}.$$

Solution This is the limit we considered in Example 10 of the preceding section. We cannot substitute $x = 0$, and the numerator and denominator have no obvious common factors. We can create a common factor by multiplying both numerator and denominator by the expression $\sqrt{x^2 + 100} + 10$ (obtained by changing the sign after the square root). The preliminary algebra rationalizes the numerator:

$$\begin{aligned} \frac{\sqrt{x^2 + 100} - 10}{x^2} &= \frac{\sqrt{x^2 + 100} - 10}{x^2} \cdot \frac{\sqrt{x^2 + 100} + 10}{\sqrt{x^2 + 100} + 10} \\ &= \frac{x^2 + 100 - 100}{x^2(\sqrt{x^2 + 100} + 10)} \\ &= \frac{x^2}{x^2(\sqrt{x^2 + 100} + 10)} && \text{Common factor } x^2 \\ &= \frac{1}{\sqrt{x^2 + 100} + 10}. && \text{Cancel } x^2 \text{ for } x \neq 0 \end{aligned}$$

Therefore,

$$\begin{aligned} \lim_{x \rightarrow 0} \frac{\sqrt{x^2 + 100} - 10}{x^2} &= \lim_{x \rightarrow 0} \frac{1}{\sqrt{x^2 + 100} + 10} \\ &= \frac{1}{\sqrt{0^2 + 100} + 10} && \text{Denominator not 0 at } x = 0; \text{ substitute} \\ &= \frac{1}{20} = 0.05. \end{aligned}$$

2.3 The Precise Definition of a Limit

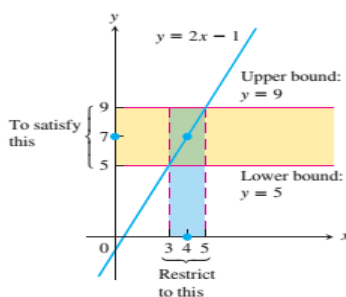


FIGURE 2.12 Keeping x within 1 unit of $x_0 = 4$ will keep y within 2 units of $y_0 = 7$ (Example 1).

EXAMPLE 1 A Linear Function

Consider the function $y = 2x - 1$ near $x_0 = 4$. Intuitively it is clear that y is close to 7 when x is close to 4, so $\lim_{x \rightarrow 4} (2x - 1) = 7$. However, how close to $x_0 = 4$ does x have to be so that $y = 2x - 1$ differs from 7 by, say, less than 2 units?

Solution We are asked: For what values of x is $|y - 7| < 2$? To find the answer we first express $|y - 7|$ in terms of x :

$$|y - 7| = |(2x - 1) - 7| = |2x - 8|.$$

The question then becomes: what values of x satisfy the inequality $|2x - 8| < 2$? To find out, we solve the inequality:

$$\begin{aligned} |2x - 8| &< 2 \\ -2 &< 2x - 8 < 2 \\ 6 &< 2x < 10 \\ 3 &< x < 5 \\ -1 &< x - 4 < 1. \end{aligned}$$

Keeping x within 1 unit of $x_0 = 4$ will keep y within 2 units of $y_0 = 7$ (Figure 2.12). ■

To show that the limit of $f(x)$ as x approaches x_0 actually equals L , we must be able to show that the gap between $f(x)$ and L can be made less than any prescribed error, no matter how small, by holding x close enough to x_0 .

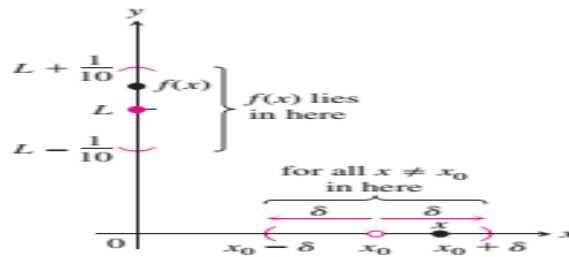


FIGURE 2.13 How should we define $\delta > 0$ so that keeping x within the interval $(x_0 - \delta, x_0 + \delta)$ will keep $f(x)$ within the interval $(L - \frac{1}{10}, L + \frac{1}{10})$?

DEFINITION Limit of a Function
 Let $f(x)$ be defined on an open interval about x_0 , except possibly at x_0 itself. We say that the **limit of $f(x)$ as x approaches x_0 is the number L** , and write

$$\lim_{x \rightarrow x_0} f(x) = L,$$

if, for every number $\epsilon > 0$, there exists a corresponding number $\delta > 0$ such that for all x ,

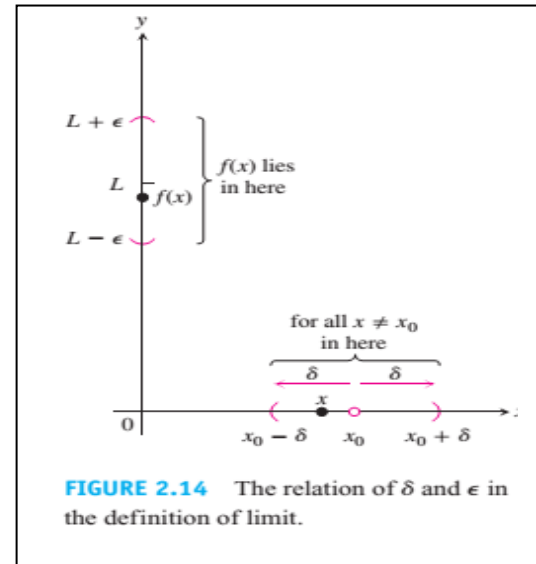
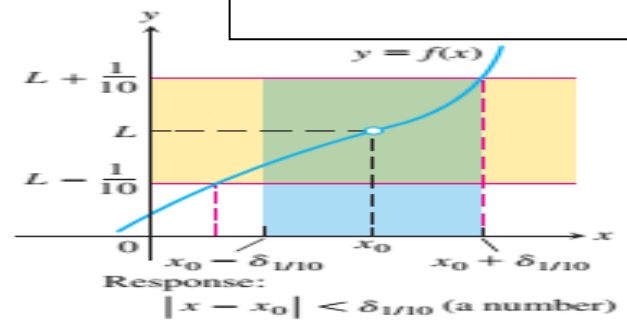
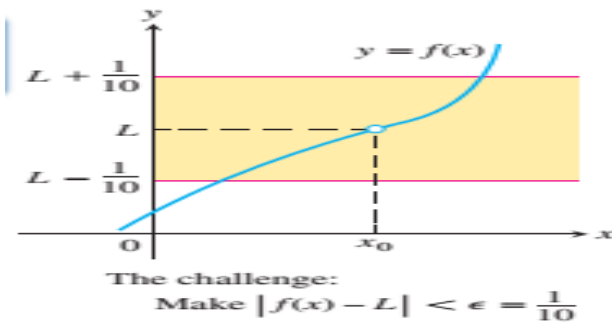
$$0 < |x - x_0| < \delta \quad \Rightarrow \quad |f(x) - L| < \epsilon.$$


FIGURE 2.14 The relation of δ and ϵ in the definition of limit.

Examples



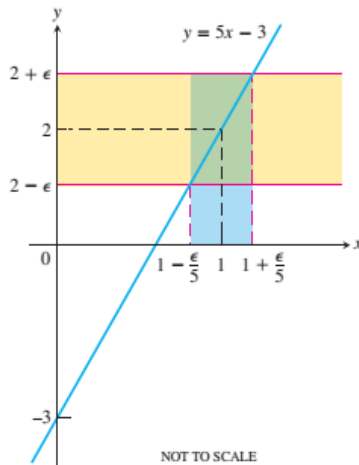


FIGURE 2.15 If $f(x) = 5x - 3$, then $0 < |x - 1| < \epsilon/5$ guarantees that $|f(x) - 2| < \epsilon$ (Example 2).

EXAMPLE 2 Testing the Definition

Show that

$$\lim_{x \rightarrow 1} (5x - 3) = 2.$$

Solution Set $x_0 = 1$, $f(x) = 5x - 3$, and $L = 2$ in the definition of limit. For any given $\epsilon > 0$, we have to find a suitable $\delta > 0$ so that if $x \neq 1$ and x is within distance δ of $x_0 = 1$, that is, whenever

$$0 < |x - 1| < \delta,$$

it is true that $f(x)$ is within distance ϵ of $L = 2$, so

$$|f(x) - 2| < \epsilon.$$

We find δ by working backward from the ϵ -inequality:

$$\begin{aligned} |(5x - 3) - 2| &= |5x - 5| < \epsilon \\ 5|x - 1| &< \epsilon \\ |x - 1| &< \epsilon/5. \end{aligned}$$

Thus, we can take $\delta = \epsilon/5$ (Figure 2.15). If $0 < |x - 1| < \delta = \epsilon/5$, then

$$|(5x - 3) - 2| = |5x - 5| = 5|x - 1| < 5(\epsilon/5) = \epsilon,$$

which proves that $\lim_{x \rightarrow 1} (5x - 3) = 2$.

The value of $\delta = \epsilon/5$ is not the only value that will make $0 < |x - 1| < \delta$ imply $|5x - 5| < \epsilon$. Any smaller positive δ will do as well. The definition does not ask for a “best” positive δ , just one that will work. ■

How to Find Algebraically a δ for a Given f , L , x_0 , and $\epsilon > 0$

The process of finding a $\delta > 0$ such that for all x

$$0 < |x - x_0| < \delta \quad \Rightarrow \quad |f(x) - L| < \epsilon$$

can be accomplished in two steps.

1. Solve the inequality $|f(x) - L| < \epsilon$ to find an open interval (a, b) containing x_0 on which the inequality holds for all $x \neq x_0$.
2. Find a value of $\delta > 0$ that places the open interval $(x_0 - \delta, x_0 + \delta)$ centered at x_0 inside the interval (a, b) . The inequality $|f(x) - L| < \epsilon$ will hold for all $x \neq x_0$ in this δ -interval.

EXAMPLE 5 Finding Delta Algebraically

Prove that $\lim_{x \rightarrow 2} f(x) = 4$ if

$$f(x) = \begin{cases} x^2, & x \neq 2 \\ 1, & x = 2. \end{cases}$$

Solution Our task is to show that given $\epsilon > 0$ there exists a $\delta > 0$ such that for all x

$$0 < |x - 2| < \delta \quad \Rightarrow \quad |f(x) - 4| < \epsilon.$$

1. Solve the inequality $|f(x) - 4| < \epsilon$ to find an open interval containing $x_0 = 2$ on which the inequality holds for all $x \neq x_0$.

For $x \neq x_0 = 2$, we have $f(x) = x^2$, and the inequality to solve is $|x^2 - 4| < \epsilon$:

$$\begin{aligned} |x^2 - 4| &< \epsilon \\ -\epsilon &< x^2 - 4 < \epsilon \\ 4 - \epsilon &< x^2 < 4 + \epsilon \\ \sqrt{4 - \epsilon} &< |x| < \sqrt{4 + \epsilon} && \text{Assumes } \epsilon < 4; \text{ see below.} \\ \sqrt{4 - \epsilon} &< x < \sqrt{4 + \epsilon}. && \text{An open interval about } x_0 = 2 \\ &&& \text{that solves the inequality} \end{aligned}$$

The inequality $|f(x) - 4| < \epsilon$ holds for all $x \neq 2$ in the open interval $(\sqrt{4 - \epsilon}, \sqrt{4 + \epsilon})$ (Figure 2.20).

2. Find a value of $\delta > 0$ that places the centered interval $(2 - \delta, 2 + \delta)$ inside the interval $(\sqrt{4 - \epsilon}, \sqrt{4 + \epsilon})$.

Take δ to be the distance from $x_0 = 2$ to the nearer endpoint of $(\sqrt{4 - \epsilon}, \sqrt{4 + \epsilon})$. In other words, take $\delta = \min \{2 - \sqrt{4 - \epsilon}, \sqrt{4 + \epsilon} - 2\}$, the *minimum* (the smaller) of the two numbers $2 - \sqrt{4 - \epsilon}$ and $\sqrt{4 + \epsilon} - 2$. If δ has this or any smaller positive value, the inequality $0 < |x - 2| < \delta$ will automatically place x between $\sqrt{4 - \epsilon}$ and $\sqrt{4 + \epsilon}$ to make $|f(x) - 4| < \epsilon$. For all x ,

$$0 < |x - 2| < \delta \quad \Rightarrow \quad |f(x) - 4| < \epsilon.$$

This completes the proof.

Why was it all right to assume $\epsilon < 4$? Because, in finding a δ such that for all x , $0 < |x - 2| < \delta$ implied $|f(x) - 4| < \epsilon < 4$, we found a δ that would work for any larger ϵ as well.

Finally, notice the freedom we gained in letting $\delta = \min \{2 - \sqrt{4 - \epsilon}, \sqrt{4 + \epsilon} - 2\}$. We did not have to spend time deciding which, if either, number was the smaller of the two. We just let δ represent the smaller and went on to finish the argument.

Using the Definition to Prove Theorems

EXAMPLE 6 Proving the Rule for the Limit of a Sum

Given that $\lim_{x \rightarrow c} f(x) = L$ and $\lim_{x \rightarrow c} g(x) = M$, prove that

$$\lim_{x \rightarrow c} (f(x) + g(x)) = L + M.$$

Solution Let $\epsilon > 0$ be given. We want to find a positive number δ such that for all x

$$0 < |x - c| < \delta \quad \Rightarrow \quad |f(x) + g(x) - (L + M)| < \epsilon.$$

Regrouping terms, we get

$$\begin{aligned} |f(x) + g(x) - (L + M)| &= |(f(x) - L) + (g(x) - M)| \\ &\leq |f(x) - L| + |g(x) - M|. \end{aligned} \quad \begin{array}{l} \text{Triangle Inequality:} \\ |a + b| \leq |a| + |b| \end{array}$$

Since $\lim_{x \rightarrow c} f(x) = L$, there exists a number $\delta_1 > 0$ such that for all x

$$0 < |x - c| < \delta_1 \quad \Rightarrow \quad |f(x) - L| < \epsilon/2.$$

Similarly, since $\lim_{x \rightarrow c} g(x) = M$, there exists a number $\delta_2 > 0$ such that for all x

$$0 < |x - c| < \delta_2 \quad \Rightarrow \quad |g(x) - M| < \epsilon/2.$$

Let $\delta = \min \{ \delta_1, \delta_2 \}$, the smaller of δ_1 and δ_2 . If $0 < |x - c| < \delta$ then $|x - c| < \delta_1$, so $|f(x) - L| < \epsilon/2$, and $|x - c| < \delta_2$, so $|g(x) - M| < \epsilon/2$. Therefore

$$|f(x) + g(x) - (L + M)| < \frac{\epsilon}{2} + \frac{\epsilon}{2} = \epsilon.$$

This shows that $\lim_{x \rightarrow c} (f(x) + g(x)) = L + M$. ■

2.5 Infinite Limits

$$\lim_{x \rightarrow 0^+} f(x) = \lim_{x \rightarrow 0^+} \frac{1}{x} = \infty.$$

$$\lim_{x \rightarrow 0^-} f(x) = \lim_{x \rightarrow 0^-} \frac{1}{x} = -\infty.$$

DEFINITIONS **Infinity, Negative Infinity as Limits**

1. We say that **$f(x)$ approaches infinity as x approaches x_0** , and write

$$\lim_{x \rightarrow x_0} f(x) = \infty,$$

if for every positive real number B there exists a corresponding $\delta > 0$ such that for all x

$$0 < |x - x_0| < \delta \quad \Rightarrow \quad f(x) > B.$$

2. We say that **$f(x)$ approaches negative infinity as x approaches x_0** , and write

$$\lim_{x \rightarrow x_0} f(x) = -\infty,$$

if for every negative real number $-B$ there exists a corresponding $\delta > 0$ such that for all x

$$0 < |x - x_0| < \delta \quad \Rightarrow \quad f(x) < -B.$$

Vertical Asymptotes

$$\lim_{x \rightarrow 0^+} \frac{1}{x} = \infty \quad \text{and} \quad \lim_{x \rightarrow 0^-} \frac{1}{x} = -\infty.$$

DEFINITION Vertical Asymptote

A line $x = a$ is a **vertical asymptote** of the graph of a function $y = f(x)$ if either

$$\lim_{x \rightarrow a^+} f(x) = \pm\infty \quad \text{or} \quad \lim_{x \rightarrow a^-} f(x) = \pm\infty.$$

EXAMPLE 3 Rational Functions Can Behave in Various Ways Near Zeros of Their Denominators

(a) $\lim_{x \rightarrow 2} \frac{(x-2)^2}{x^2-4} = \lim_{x \rightarrow 2} \frac{(x-2)^2}{(x-2)(x+2)} = \lim_{x \rightarrow 2} \frac{x-2}{x+2} = 0$

(b) $\lim_{x \rightarrow 2} \frac{x-2}{x^2-4} = \lim_{x \rightarrow 2} \frac{x-2}{(x-2)(x+2)} = \lim_{x \rightarrow 2} \frac{1}{x+2} = \frac{1}{4}$

(c) $\lim_{x \rightarrow 2^+} \frac{x-3}{x^2-4} = \lim_{x \rightarrow 2^+} \frac{x-3}{(x-2)(x+2)} = -\infty$

The values are negative for $x > 2$, x near 2.

(d) $\lim_{x \rightarrow 2^-} \frac{x-3}{x^2-4} = \lim_{x \rightarrow 2^-} \frac{x-3}{(x-2)(x+2)} = \infty$

The values are positive for $x < 2$, x near 2.

(e) $\lim_{x \rightarrow 2} \frac{x-3}{x^2-4} = \lim_{x \rightarrow 2} \frac{x-3}{(x-2)(x+2)}$ does not exist.

See parts (c) and (d).

(f) $\lim_{x \rightarrow 2} \frac{2-x}{(x-2)^3} = \lim_{x \rightarrow 2} \frac{-(x-2)}{(x-2)^3} = \lim_{x \rightarrow 2} \frac{-1}{(x-2)^2} = -\infty$

In parts (a) and (b) the effect of the zero in the denominator at $x = 2$ is canceled because the numerator is zero there also. Thus a finite limit exists. This is not true in part (f), where cancellation still leaves a zero in the denominator. ■

EXAMPLE 4 Using the Definition of Infinite Limits

Prove that $\lim_{x \rightarrow 0} \frac{1}{x^2} = \infty$.

Solution Given $B > 0$, we want to find $\delta > 0$ such that

$$0 < |x - 0| < \delta \quad \text{implies} \quad \frac{1}{x^2} > B.$$

Now,

$$\frac{1}{x^2} > B \quad \text{if and only if} \quad x^2 < \frac{1}{B}$$

or, equivalently,

$$|x| < \frac{1}{\sqrt{B}}.$$

Thus, choosing $\delta = 1/\sqrt{B}$ (or any smaller positive number), we see that

$$|x| < \delta \quad \text{implies} \quad \frac{1}{x^2} > \frac{1}{\delta^2} \geq B.$$

Therefore, by definition,

$$\lim_{x \rightarrow 0} \frac{1}{x^2} = \infty.$$

EXAMPLE 5 Looking for Asymptotes

Find the horizontal and vertical asymptotes of the curve

$$y = \frac{x + 3}{x + 2}.$$

Solution We are interested in the behavior as $x \rightarrow \pm\infty$ and as $x \rightarrow -2$, where the denominator is zero.

The asymptotes are quickly revealed if we recast the rational function as a polynomial with a remainder, by dividing $(x + 2)$ into $(x + 3)$.

$$\begin{array}{r} 1 \\ x + 2 \overline{) x + 3} \\ \underline{x + 2} \\ 1 \end{array}$$

This result enables us to rewrite y :

$$y = 1 + \frac{1}{x + 2}.$$

We now see that the curve in question is the graph of $y = 1/x$ shifted 1 unit up and 2 units left (Figure 2.43). The asymptotes, instead of being the coordinate axes, are now the lines $y = 1$ and $x = -2$. ■

EXAMPLE 7 Curves with Infinitely Many Asymptotes

The curves

$$y = \sec x = \frac{1}{\cos x} \quad \text{and} \quad y = \tan x = \frac{\sin x}{\cos x}$$

both have vertical asymptotes at odd-integer multiples of $\pi/2$, where $\cos x = 0$ (Figure 2.45).

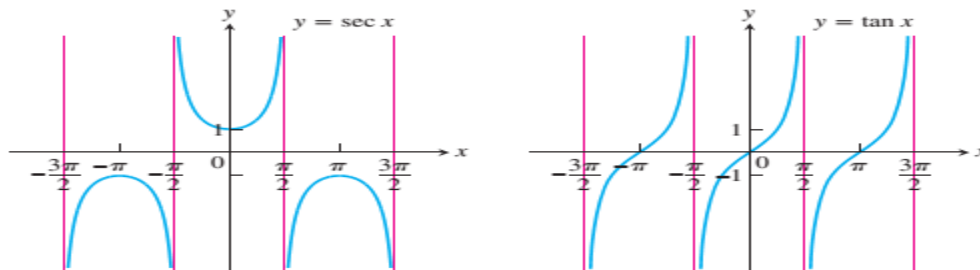


FIGURE 2.45 The graphs of $\sec x$ and $\tan x$ have infinitely many vertical asymptotes (Example 7).

The graphs of

$$y = \csc x = \frac{1}{\sin x} \quad \text{and} \quad y = \cot x = \frac{\cos x}{\sin x}$$

have vertical asymptotes at integer multiples of π , where $\sin x = 0$ (Figure 2.46).

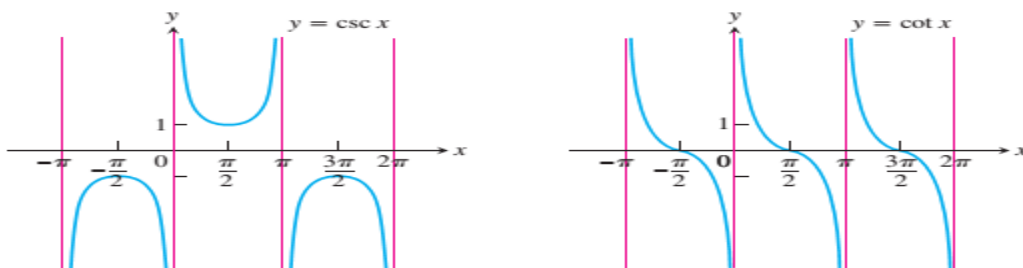


FIGURE 2.46 The graphs of $\csc x$ and $\cot x$ (Example 7). ■

2.6 Continuity

Any function whose graph can be sketched over its domain in one continuous motion without lifting the pencil is an example of a continuous function.

DEFINITION Continuous at a Point

Interior point: A function $y = f(x)$ is **continuous at an interior point c** of its domain if

$$\lim_{x \rightarrow c} f(x) = f(c).$$

Endpoint: A function $y = f(x)$ is **continuous at a left endpoint a** or is **continuous at a right endpoint b** of its domain if

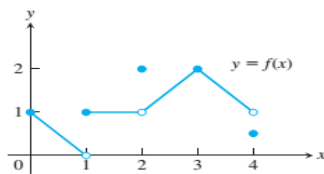
$$\lim_{x \rightarrow a^+} f(x) = f(a) \quad \text{or} \quad \lim_{x \rightarrow b^-} f(x) = f(b), \quad \text{respectively.}$$


FIGURE 2.50 The function is continuous on $[0, 4]$ except at $x = 1$, $x = 2$, and $x = 4$ (Example 1).

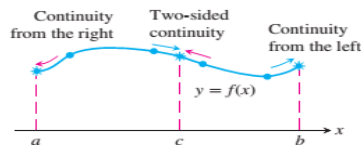


FIGURE 2.51 Continuity at points a , b , and c .

EXAMPLE 1 Investigating Continuity

Find the points at which the function f in Figure 2.50 is continuous and the points at which f is discontinuous.

Solution The function f is continuous at every point in its domain $[0, 4]$ except at $x = 1$, $x = 2$, and $x = 4$. At these points, there are breaks in the graph. Note the relationship between the limit of f and the value of f at each point of the function's domain.

Points at which f is continuous:

- At $x = 0$, $\lim_{x \rightarrow 0^+} f(x) = f(0)$.
- At $x = 3$, $\lim_{x \rightarrow 3} f(x) = f(3)$.
- At $0 < c < 4$, $c \neq 1, 2$, $\lim_{x \rightarrow c} f(x) = f(c)$.

Points at which f is discontinuous:

- At $x = 1$, $\lim_{x \rightarrow 1} f(x)$ does not exist.
- At $x = 2$, $\lim_{x \rightarrow 2} f(x) = 1$, but $1 \neq f(2)$.
- At $x = 4$, $\lim_{x \rightarrow 4^-} f(x) = 1$, but $1 \neq f(4)$.
- At $c < 0$, $c > 4$, these points are not in the domain of f . ■

To define continuity at a point in a function's domain, we need to define continuity at an interior point (which involves a two-sided limit) and continuity at an endpoint (which involves a one-sided limit) (Figure 2.51).

Continuity Test

A function $f(x)$ is continuous at $x = c$ if and only if it meets the following three conditions.

1. $f(c)$ exists (c lies in the domain of f)
2. $\lim_{x \rightarrow c} f(x)$ exists (f has a limit as $x \rightarrow c$)
3. $\lim_{x \rightarrow c} f(x) = f(c)$ (the limit equals the function value)

Continuous Functions

THEOREM 9 Properties of Continuous Functions

If the functions f and g are continuous at $x = c$, then the following combinations are continuous at $x = c$.

- | | |
|------------------------|--|
| 1. Sums: | $f + g$ |
| 2. Differences: | $f - g$ |
| 3. Products: | $f \cdot g$ |
| 4. Constant multiples: | $k \cdot f$, for any number k |
| 5. Quotients: | f/g provided $g(c) \neq 0$ |
| 6. Powers: | $f^{r/s}$, provided it is defined on an open interval containing c , where r and s are integers |

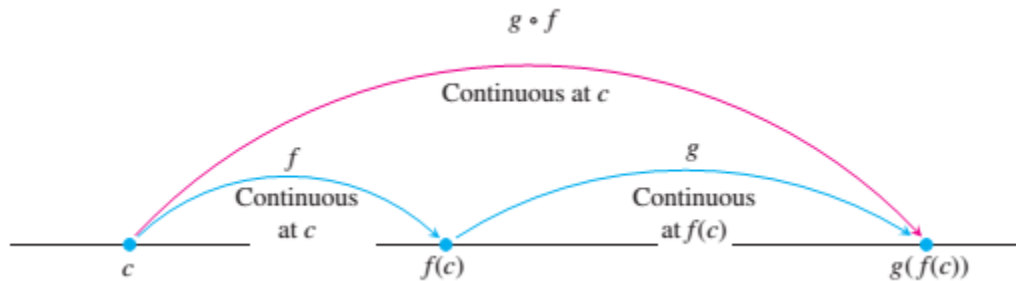
Most of the results in Theorem 9 are easily proved from the limit rules in Theorem 1, Section 2.2. For instance, to prove the sum property we have

$$\begin{aligned} \lim_{x \rightarrow c} (f + g)(x) &= \lim_{x \rightarrow c} (f(x) + g(x)) \\ &= \lim_{x \rightarrow c} f(x) + \lim_{x \rightarrow c} g(x), && \text{Sum Rule, Theorem 1} \\ &= f(c) + g(c) && \text{Continuity of } f, g \text{ at } c \\ &= (f + g)(c). \end{aligned}$$

This shows that $f + g$ is continuous.

THEOREM 10 Composite of Continuous Functions

If f is continuous at c and g is continuous at $f(c)$, then the composite $g \circ f$ is continuous at c .



EXAMPLE 8 Applying Theorems 9 and 10

Show that the following functions are continuous everywhere on their respective domains.

(a) $y = \sqrt{x^2 - 2x - 5}$

(b) $y = \frac{x^{2/3}}{1 + x^4}$

(c) $y = \left| \frac{x - 2}{x^2 - 2} \right|$

(d) $y = \left| \frac{x \sin x}{x^2 + 2} \right|$

Solution

- (a) The square root function is continuous on $[0, \infty)$ because it is a rational power of the continuous identity function $f(x) = x$ (Part 6, Theorem 9). The given function is then the composite of the polynomial $f(x) = x^2 - 2x - 5$ with the square root function $g(t) = \sqrt{t}$.
- (b) The numerator is a rational power of the identity function; the denominator is an everywhere-positive polynomial. Therefore, the quotient is continuous.
- (c) The quotient $(x - 2)/(x^2 - 2)$ is continuous for all $x \neq \pm\sqrt{2}$, and the function is the composition of this quotient with the continuous absolute value function (Example 7).
- (d) Because the sine function is everywhere-continuous (Exercise 62), the numerator term $x \sin x$ is the product of continuous functions, and the denominator term $x^2 + 2$ is an everywhere-positive polynomial. The given function is the composite of a quotient of continuous functions with the continuous absolute value function (Figure 2.58).

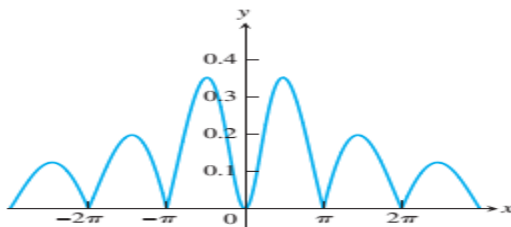


FIGURE 2.58 The graph suggests that $y = |(x \sin x)/(x^2 + 2)|$ is continuous (Example 8d).

Continuous Extension to a Point

The function $y = (\sin x)/x$ is continuous at every point except $x = 0$

$y = (\sin x)/x$ is different from $y = 1/x$

$$F(x) = \begin{cases} \frac{\sin x}{x}, & x \neq 0 \\ 1, & x = 0. \end{cases}$$

The function $F(x)$ is continuous at $x = 0$ because

$$\lim_{x \rightarrow 0} \frac{\sin x}{x} = F(0)$$

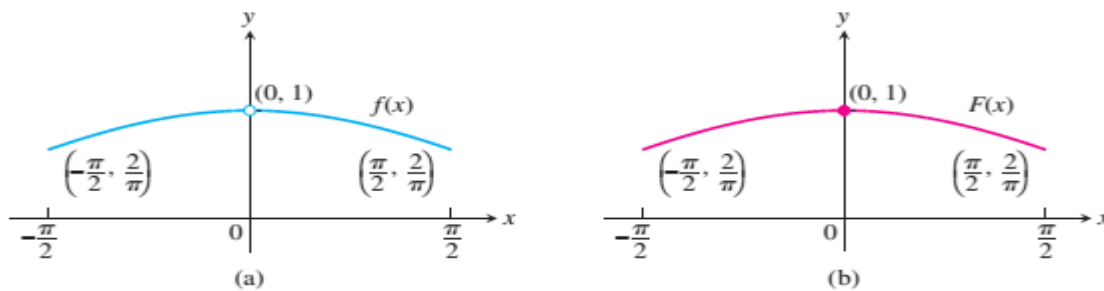


FIGURE 2.59 The graph (a) of $f(x) = (\sin x)/x$ for $-\pi/2 \leq x \leq \pi/2$ does not include the point $(0, 1)$ because the function is not defined at $x = 0$. (b) We can remove the discontinuity from the graph by defining the new function $F(x)$ with $F(0) = 1$ and $F(x) = f(x)$ everywhere else. Note that $F(0) = \lim_{x \rightarrow 0} f(x)$.

EXAMPLE 9 A Continuous Extension

Show that

$$f(x) = \frac{x^2 + x - 6}{x^2 - 4}$$

has a continuous extension to $x = 2$, and find that extension.

Solution Although $f(2)$ is not defined, if $x \neq 2$ we have

$$f(x) = \frac{x^2 + x - 6}{x^2 - 4} = \frac{(x - 2)(x + 3)}{(x - 2)(x + 2)} = \frac{x + 3}{x + 2}.$$

The new function

$$F(x) = \frac{x + 3}{x + 2}$$

is equal to $f(x)$ for $x \neq 2$, but is continuous at $x = 2$, having there the value of $5/4$. Thus F is the continuous extension of f to $x = 2$, and

$$\lim_{x \rightarrow 2} \frac{x^2 + x - 6}{x^2 - 4} = \lim_{x \rightarrow 2} f(x) = \frac{5}{4}.$$

The graph of f is shown in Figure 2.60. The continuous extension F has the same graph except with no hole at $(2, 5/4)$. Effectively, F is the function f with its point of discontinuity at $x = 2$ removed. ■

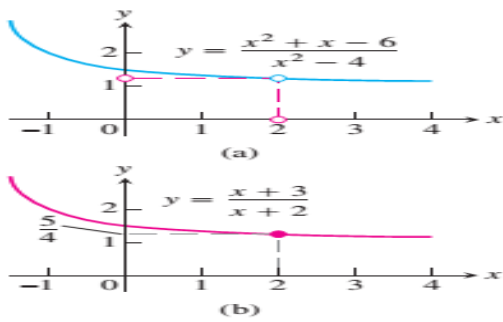
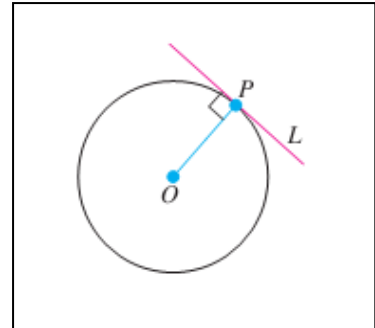


FIGURE 2.60 (a) The graph of $f(x)$ and (b) the graph of its continuous extension $F(x)$ (Example 9).

2.7 Tangents and Derivatives

For circles, tangency is straightforward. A line L is tangent to a circle at a point P if L passes through P perpendicular to the radius at P . it means one of the following:

1. L passes through P perpendicular to the line from P to the center of C .
2. L passes through only one point of C , namely P .
3. L passes through P and lies on one side of C only.



Ex.

Find the slope of the parabola $y = x^2$ at the point $P(2, 4)$. Write an equation for the tangent to the parabola at this point.

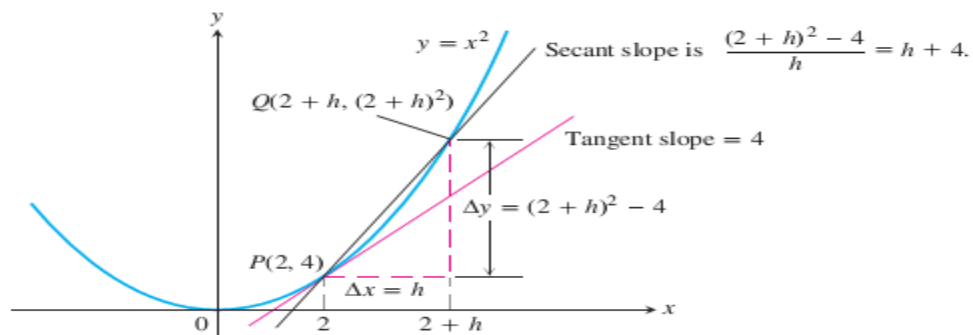
We begin with a secant line through $P(2, 4)$ and $Q(2 + h, (2 + h)^2)$ nearby. We then write an expression for the slope of the secant PQ and investigate what happens to the slope as Q approaches P along the curve:

$$\begin{aligned} \text{Secant slope} &= \frac{\Delta y}{\Delta x} = \frac{(2 + h)^2 - 2^2}{h} = \frac{h^2 + 4h + 4 - 4}{h} \\ &= \frac{h^2 + 4h}{h} = h + 4. \end{aligned}$$

If $h > 0$, then Q lies above and to the right of P .

If $h < 0$ then Q lies to the left of P (not shown).

In either case, as Q approaches P along the curve, h approaches zero and the secant slope approaches 4:



Finding a Tangent to the Graph of a Function

DEFINITIONS Slope, Tangent Line

The **slope of the curve** $y = f(x)$ at the point $P(x_0, f(x_0))$ is the number

$$m = \lim_{h \rightarrow 0} \frac{f(x_0 + h) - f(x_0)}{h} \quad (\text{provided the limit exists}).$$

The **tangent line** to the curve at P is the line through P with this slope.

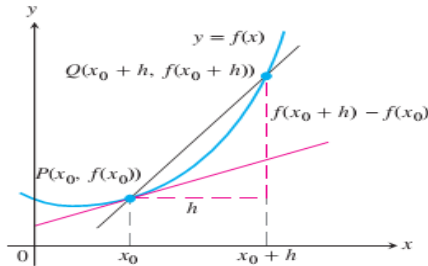


FIGURE 2.67 The slope of the tangent line at P is $\lim_{h \rightarrow 0} \frac{f(x_0 + h) - f(x_0)}{h}$.

Finding the Tangent to the Curve $y = f(x)$ at (x_0, y_0)

1. Calculate $f(x_0)$ and $f(x_0 + h)$.
2. Calculate the slope

$$m = \lim_{h \rightarrow 0} \frac{f(x_0 + h) - f(x_0)}{h}.$$

3. If the limit exists, find the tangent line as

$$y = y_0 + m(x - x_0).$$

EXAMPLE

Show that the line $y = mx + b$ is its own tangent at any point $(x_0, mx_0 + b)$.

Solution We let $f(x) = mx + b$ and organize the work into three steps.

1. Find $f(x_0)$ and $f(x_0 + h)$.

$$\begin{aligned} f(x_0) &= mx_0 + b \\ f(x_0 + h) &= m(x_0 + h) + b = mx_0 + mh + b \end{aligned}$$

2. Find the slope $\lim_{h \rightarrow 0} (f(x_0 + h) - f(x_0))/h$.

$$\begin{aligned} \lim_{h \rightarrow 0} \frac{f(x_0 + h) - f(x_0)}{h} &= \lim_{h \rightarrow 0} \frac{(mx_0 + mh + b) - (mx_0 + b)}{h} \\ &= \lim_{h \rightarrow 0} \frac{mh}{h} = m \end{aligned}$$

3. Find the tangent line using the point-slope equation. The tangent line at the point $(x_0, mx_0 + b)$ is

$$\begin{aligned} y &= (mx_0 + b) + m(x - x_0) \\ y &= mx_0 + b + mx - mx_0 \\ y &= mx + b. \end{aligned}$$



Rates of Change: Derivative at a Point

$$\frac{f(x_0 + h) - f(x_0)}{h}$$

A rock breaks loose from the top of a tall cliff. What is its average speed

(a) during the first 2 sec of fall?

(b) during the 1-sec interval between second 1 and second 2?

$$f(t) = 16t^2$$

(a) For the first 2 sec: $\frac{\Delta y}{\Delta t} = \frac{16(2)^2 - 16(0)^2}{2 - 0} = 32 \frac{\text{ft}}{\text{sec}}$

(b) From sec 1 to sec 2: $\frac{\Delta y}{\Delta t} = \frac{16(2)^2 - 16(1)^2}{2 - 1} = 48 \frac{\text{ft}}{\text{sec}}$

Solution We let $f(t) = 16t^2$. The average speed of the rock over the interval between $t = 1$ and $t = 1 + h$ seconds was

$$\frac{f(1 + h) - f(1)}{h} = \frac{16(1 + h)^2 - 16(1)^2}{h} = \frac{16(h^2 + 2h)}{h} = 16(h + 2).$$

The rock's speed at the instant $t = 1$ was

$$\lim_{h \rightarrow 0} 16(h + 2) = 16(0 + 2) = 32 \text{ ft/sec.}$$

Average speed: $\frac{\Delta y}{\Delta t} = \frac{16(t_0 + h)^2 - 16t_0^2}{h}$

1. The slope of $y = f(x)$ at $x = x_0$
2. The slope of the tangent to the curve $y = f(x)$ at $x = x_0$
3. The rate of change of $f(x)$ with respect to x at $x = x_0$
4. The derivative of f at $x = x_0$
5. The limit of the difference quotient, $\lim_{h \rightarrow 0} \frac{f(x_0 + h) - f(x_0)}{h}$

DIFFERENTIATION

3.1 The Derivative as a Function

Derivatives are used to calculate velocity and acceleration, to estimate the rate of spread of a disease, to set levels of production so as to maximize efficiency, to find the best dimensions of a cylindrical can, to find the age of a prehistoric artifact, and for many other applications.

DEFINITION Derivative Function

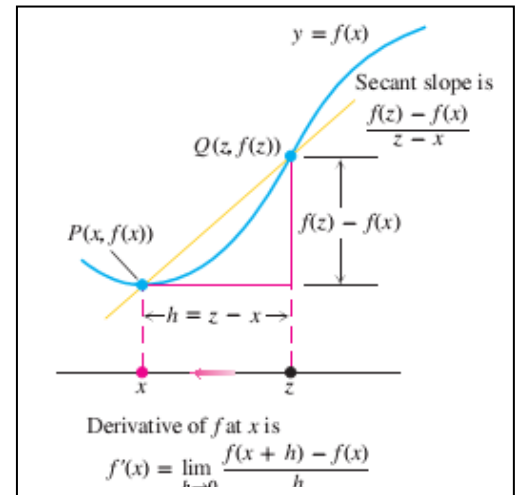
The **derivative** of the function $f(x)$ with respect to the variable x is the function f' whose value at x is

$$f'(x) = \lim_{h \rightarrow 0} \frac{f(x + h) - f(x)}{h},$$

provided the limit exists.

Alternative Formula for the Derivative

$$f'(x) = \lim_{z \rightarrow x} \frac{f(z) - f(x)}{z - x}.$$



Calculating Derivatives from the Definition

$$\frac{d}{dx} f(x)$$

EXAMPLE 1 Applying the Definition

Differentiate $f(x) = \frac{x}{x - 1}$.

Solution Here we have $f(x) = \frac{x}{x - 1}$

$$\begin{aligned}
 f(x+h) &= \frac{(x+h)}{(x+h)-1}, \text{ so} \\
 f'(x) &= \lim_{h \rightarrow 0} \frac{f(x+h) - f(x)}{h} \\
 &= \frac{\frac{x+h}{x+h-1} - \frac{x}{x-1}}{h} \\
 &= \lim_{h \rightarrow 0} \frac{1}{h} \cdot \frac{(x+h)(x-1) - x(x+h-1)}{(x+h-1)(x-1)} \quad \frac{a}{b} - \frac{c}{d} = \frac{ad - cb}{bd} \\
 &= \lim_{h \rightarrow 0} \frac{1}{h} \cdot \frac{-h}{(x+h-1)(x-1)} \\
 &= \lim_{h \rightarrow 0} \frac{-1}{(x+h-1)(x-1)} = \frac{-1}{(x-1)^2}. \quad \blacksquare
 \end{aligned}$$

EXAMPLE 2 Derivative of the Square Root Function

- (a) Find the derivative of $y = \sqrt{x}$ for $x > 0$.
- (b) Find the tangent line to the curve $y = \sqrt{x}$ at $x = 4$.

Solution

(a) We use the equivalent form to calculate f' :

$$\begin{aligned}
 f'(x) &= \lim_{z \rightarrow x} \frac{f(z) - f(x)}{z - x} \\
 &= \lim_{z \rightarrow x} \frac{\sqrt{z} - \sqrt{x}}{z - x} \\
 &= \lim_{z \rightarrow x} \frac{\sqrt{z} - \sqrt{x}}{(\sqrt{z} - \sqrt{x})(\sqrt{z} + \sqrt{x})} \\
 &= \lim_{z \rightarrow x} \frac{1}{\sqrt{z} + \sqrt{x}} = \frac{1}{2\sqrt{x}}.
 \end{aligned}$$

(b) The slope of the curve at $x = 4$ is

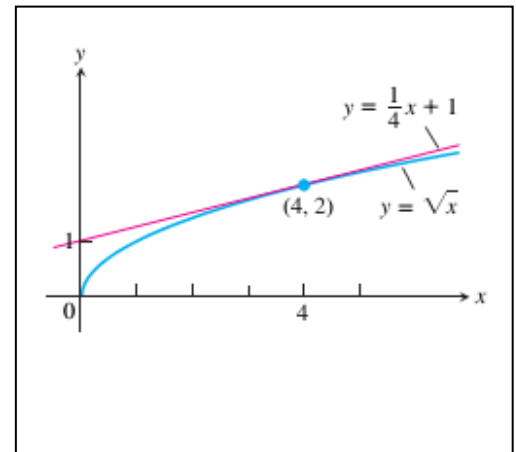
$$f'(4) = \frac{1}{2\sqrt{4}} = \frac{1}{4}.$$

The tangent is the line through the point $(4, 2)$ with slope $1/4$ (Figure 3.2):

$$y = 2 + \frac{1}{4}(x - 4)$$

$$y = \frac{1}{4}x + 1.$$

We consider the derivative of $y = \sqrt{x}$ when $x = 0$ in Example 6.



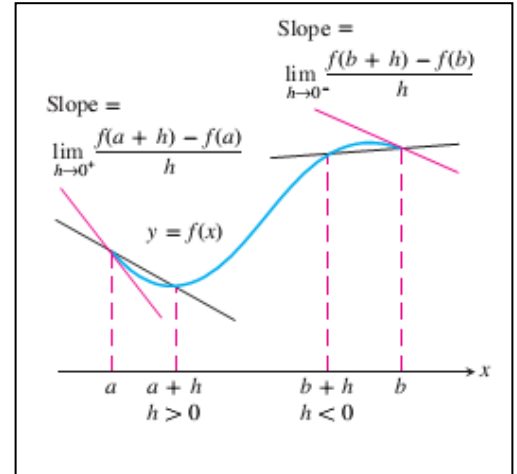
Differentiable on an Interval; One-Sided Derivatives

$$\lim_{h \rightarrow 0^+} \frac{f(a+h) - f(a)}{h}$$

Right-hand derivative at a

$$\lim_{h \rightarrow 0^-} \frac{f(b+h) - f(b)}{h}$$

Left-hand derivative at b



EXAMPLE 5 $y = |x|$ Is Not Differentiable at the Origin

Show that the function $y = |x|$ is differentiable on $(-\infty, 0)$ and $(0, \infty)$ but has no derivative at $x = 0$.

Solution To the right of the origin,

$$\frac{d}{dx}(|x|) = \frac{d}{dx}(x) = \frac{d}{dx}(1 \cdot x) = 1. \quad \frac{d}{dx}(mx + b) = m, |x| = x$$

To the left,

$$\frac{d}{dx}(|x|) = \frac{d}{dx}(-x) = \frac{d}{dx}(-1 \cdot x) = -1 \quad |x| = -x$$

$$\begin{aligned} \text{Right-hand derivative of } |x| \text{ at zero} &= \lim_{h \rightarrow 0^+} \frac{|0+h| - |0|}{h} = \lim_{h \rightarrow 0^+} \frac{|h|}{h} \\ &= \lim_{h \rightarrow 0^+} \frac{h}{h} \quad |h| = h \text{ when } h > 0. \\ &= \lim_{h \rightarrow 0^+} 1 = 1 \end{aligned}$$

$$\begin{aligned} \text{Left-hand derivative of } |x| \text{ at zero} &= \lim_{h \rightarrow 0^-} \frac{|0+h| - |0|}{h} = \lim_{h \rightarrow 0^-} \frac{|h|}{h} \\ &= \lim_{h \rightarrow 0^-} \frac{-h}{h} \quad |h| = -h \text{ when } h < 0. \\ &= \lim_{h \rightarrow 0^-} -1 = -1. \end{aligned}$$

THEOREM 1 **Differentiability Implies Continuity**
 If f has a derivative at $x = c$, then f is continuous at $x = c$.

THEOREM 2
 If a and b are any two points in an interval on which f is differentiable, then f' takes on every value between $f'(a)$ and $f'(b)$.

3.2 Differentiation Rules

Laws of derivatives:

the derivative of a constant is zero.

1. $(x^n)' = nx^{n-1}$
2. $(cf(x))' = cf'(x)$
3. $(f(x) \pm g(x))' = f'(x) \pm g'(x)$
4. $(f(x) \cdot g(x))' = f(x) \cdot g'(x) + f'(x) \cdot g(x)$
5. $[(f(x))^n]' = n(f(x))^{n-1} f'(x)$
6. $\left(\frac{f(x)}{g(x)}\right)' = \frac{g(x)f'(x) - f(x)g'(x)}{g(x)^2}$

EXAMPLE 1

If f has the constant value $f(x) = 8$, then

$$\frac{df}{dx} = \frac{d}{dx}(8) = 0.$$

Similarly,

$$\frac{d}{dx}\left(-\frac{\pi}{2}\right) = 0 \quad \text{and} \quad \frac{d}{dx}(\sqrt{3}) = 0. \quad \blacksquare$$

Proof of Rule 1 We apply the definition of derivative to $f(x) = c$, the function whose outputs have the constant value c (Figure 3.8). At every value of x , we find that

$$f'(x) = \lim_{h \rightarrow 0} \frac{f(x+h) - f(x)}{h} = \lim_{h \rightarrow 0} \frac{c - c}{h} = \lim_{h \rightarrow 0} 0 = 0. \quad \blacksquare$$

EXAMPLE 2 Interpreting Rule 2

f	x	x^2	x^3	x^4	\dots
f'	1	$2x$	$3x^2$	$4x^3$	\dots

First Proof of Rule 2 The formula

$$z^n - x^n = (z - x)(z^{n-1} + z^{n-2}x + \dots + zx^{n-2} + x^{n-1})$$

can be verified by multiplying out the right-hand side. Then from the alternative form for the definition of the derivative,

$$\begin{aligned} f'(x) &= \lim_{z \rightarrow x} \frac{f(z) - f(x)}{z - x} = \lim_{z \rightarrow x} \frac{z^n - x^n}{z - x} \\ &= \lim_{z \rightarrow x} (z^{n-1} + z^{n-2}x + \dots + zx^{n-2} + x^{n-1}) \\ &= nx^{n-1} \end{aligned}$$

EXAMPLE 3**(a)** The derivative formula

$$\frac{d}{dx}(3x^2) = 3 \cdot 2x = 6x$$

says that if we rescale the graph of $y = x^2$ by multiplying each y -coordinate by 3, then we multiply the slope at each point by 3 (Figure 3.9).

(b) A useful special case

The derivative of the negative of a differentiable function u is the negative of the function's derivative. Rule 3 with $c = -1$ gives

$$\frac{d}{dx}(-u) = \frac{d}{dx}(-1 \cdot u) = -1 \cdot \frac{d}{dx}(u) = -\frac{du}{dx}. \quad \blacksquare$$

Proof of Rule 3

$$\begin{aligned} \frac{d}{dx}cu &= \lim_{h \rightarrow 0} \frac{cu(x+h) - cu(x)}{h} && \text{Derivative definition} \\ &= c \lim_{h \rightarrow 0} \frac{u(x+h) - u(x)}{h} && \text{with } f(x) = cu(x) \\ &= c \frac{du}{dx} && \text{Limit property} \\ & && \text{\textit{u is differentiable.}} \quad \blacksquare \end{aligned}$$

EXAMPLE 4 Derivative of a Sum

$$\begin{aligned} y &= x^4 + 12x \\ \frac{dy}{dx} &= \frac{d}{dx}(x^4) + \frac{d}{dx}(12x) \\ &= 4x^3 + 12 \end{aligned} \quad \blacksquare$$

Proof of Rule 4 We apply the definition of derivative to $f(x) = u(x) + v(x)$:

$$\begin{aligned} \frac{d}{dx}[u(x) + v(x)] &= \lim_{h \rightarrow 0} \frac{[u(x+h) + v(x+h)] - [u(x) + v(x)]}{h} \\ &= \lim_{h \rightarrow 0} \left[\frac{u(x+h) - u(x)}{h} + \frac{v(x+h) - v(x)}{h} \right] \\ &= \lim_{h \rightarrow 0} \frac{u(x+h) - u(x)}{h} + \lim_{h \rightarrow 0} \frac{v(x+h) - v(x)}{h} = \frac{du}{dx} + \frac{dv}{dx}. \quad \blacksquare \end{aligned}$$

EXAMPLE 7 Using the Product Rule

Find the derivative of

$$y = \frac{1}{x} \left(x^2 + \frac{1}{x} \right).$$

Solution We apply the Product Rule with $u = 1/x$ and $v = x^2 + (1/x)$:

$$\begin{aligned} \frac{d}{dx} \left[\frac{1}{x} \left(x^2 + \frac{1}{x} \right) \right] &= \frac{1}{x} \left(2x - \frac{1}{x^2} \right) + \left(x^2 + \frac{1}{x} \right) \left(-\frac{1}{x^2} \right) && \frac{d}{dx}(uv) = u \frac{dv}{dx} + v \frac{du}{dx}, \text{ and} \\ &= 2 - \frac{1}{x^3} - 1 - \frac{1}{x^3} && \frac{d}{dx} \left(\frac{1}{x} \right) = -\frac{1}{x^2} \text{ by} \\ &= 1 - \frac{2}{x^3}. && \text{Example 3, Section 2.7.} \end{aligned}$$

Proof of Rule 5

$$\frac{d}{dx}(uv) = \lim_{h \rightarrow 0} \frac{u(x+h)v(x+h) - u(x)v(x)}{h}$$

To change this fraction into an equivalent one that contains difference quotients for the derivatives of u and v , we subtract and add $u(x+h)v(x)$ in the numerator:

$$\begin{aligned} \frac{d}{dx}(uv) &= \lim_{h \rightarrow 0} \frac{u(x+h)v(x+h) - u(x+h)v(x) + u(x+h)v(x) - u(x)v(x)}{h} \\ &= \lim_{h \rightarrow 0} \left[u(x+h) \frac{v(x+h) - v(x)}{h} + v(x) \frac{u(x+h) - u(x)}{h} \right] \\ &= \lim_{h \rightarrow 0} u(x+h) \cdot \lim_{h \rightarrow 0} \frac{v(x+h) - v(x)}{h} + v(x) \cdot \lim_{h \rightarrow 0} \frac{u(x+h) - u(x)}{h}. \end{aligned}$$

As h approaches zero, $u(x+h)$ approaches $u(x)$ because u , being differentiable at x , is continuous at x . The two fractions approach the values of dv/dx at x and du/dx at x . In short,

$$\frac{d}{dx}(uv) = u \frac{dv}{dx} + v \frac{du}{dx}.$$

EXAMPLE 11

- (a) $\frac{d}{dx} \left(\frac{1}{x} \right) = \frac{d}{dx} (x^{-1}) = (-1)x^{-2} = -\frac{1}{x^2}$
- (b) $\frac{d}{dx} \left(\frac{4}{x^3} \right) = 4 \frac{d}{dx} (x^{-3}) = 4(-3)x^{-4} = -\frac{12}{x^4}$

Proof of Rule 7 The proof uses the Quotient Rule. If n is a negative integer, then $n = -m$, where m is a positive integer. Hence, $x^n = x^{-m} = 1/x^m$, and

$$\begin{aligned} \frac{d}{dx}(x^n) &= \frac{d}{dx} \left(\frac{1}{x^m} \right) \\ &= \frac{x^m \cdot \frac{d}{dx}(1) - 1 \cdot \frac{d}{dx}(x^m)}{(x^m)^2} && \text{Quotient Rule with } u = 1 \text{ and } v = x^m \\ &= \frac{0 - mx^{m-1}}{x^{2m}} && \text{Since } m > 0, \frac{d}{dx}(x^m) = mx^{m-1} \\ &= -mx^{-m-1} \\ &= nx^{n-1}. && \text{Since } -m = n \end{aligned}$$

EXAMPLE 10 Using the Quotient Rule

Find the derivative of

$$y = \frac{t^2 - 1}{t^2 + 1}.$$

SolutionWe apply the Quotient Rule with $u = t^2 - 1$ and $v = t^2 + 1$:

$$\begin{aligned} \frac{dy}{dt} &= \frac{(t^2 + 1) \cdot 2t - (t^2 - 1) \cdot 2t}{(t^2 + 1)^2} & \frac{d}{dt} \left(\frac{u}{v} \right) &= \frac{v(du/dt) - u(dv/dt)}{v^2} \\ &= \frac{2t^3 + 2t - 2t^3 + 2t}{(t^2 + 1)^2} \\ &= \frac{4t}{(t^2 + 1)^2}. \end{aligned}$$

Proof of Rule 6

$$\begin{aligned} \frac{d}{dx} \left(\frac{u}{v} \right) &= \lim_{h \rightarrow 0} \frac{\frac{u(x+h)}{v(x+h)} - \frac{u(x)}{v(x)}}{h} \\ &= \lim_{h \rightarrow 0} \frac{v(x)u(x+h) - u(x)v(x+h)}{hv(x+h)v(x)} \end{aligned}$$

To change the last fraction into an equivalent one that contains the difference quotients for the derivatives of u and v , we subtract and add $v(x)u(x)$ in the numerator. We then get

$$\begin{aligned} \frac{d}{dx} \left(\frac{u}{v} \right) &= \lim_{h \rightarrow 0} \frac{v(x)u(x+h) - v(x)u(x) + v(x)u(x) - u(x)v(x+h)}{hv(x+h)v(x)} \\ &= \lim_{h \rightarrow 0} \frac{v(x) \frac{u(x+h) - u(x)}{h} - u(x) \frac{v(x+h) - v(x)}{h}}{v(x+h)v(x)}. \end{aligned}$$

Second- and Higher-Order Derivatives

The function is called the second derivative of f because it is the derivative of the first derivative.

$$f''(x) = \frac{d^2y}{dx^2} = \frac{d}{dx} \left(\frac{dy}{dx} \right) = \frac{dy'}{dx} = y'' = D^2(f)(x) = D_x^2 f(x).$$

If $y = x^6$, then $y' = 6x^5$ and we have

$$y'' = \frac{dy'}{dx} = \frac{d}{dx}(6x^5) = 30x^4.$$

Thus $D^2(x^6) = 30x^4$.

EXAMPLE 14 Finding Higher Derivatives

The first four derivatives of $y = x^3 - 3x^2 + 2$ are

$$\text{First derivative: } y' = 3x^2 - 6x$$

$$\text{Second derivative: } y'' = 6x - 6$$

$$\text{Third derivative: } y''' = 6$$

$$\text{Fourth derivative: } y^{(4)} = 0.$$

Derivative of trigonometric functions:

1. $(\sin u)' = \cos u \cdot du / dx$
2. $(\cos u)' = -\sin u \cdot du / dx$
3. $(\tan u)' = \sec^2 u \cdot du / dx$
4. $(\cot u)' = -\csc^2 u \cdot du / dx$
5. $(\sec u)' = \sec u \cdot \tan u \cdot du / dx$
6. $(\csc u)' = -\csc u \cdot \cot u \cdot du / dx$

EXAMPLE 1 Derivatives Involving the Sine

(a) $y = x^2 - \sin x$:

$$\begin{aligned} \frac{dy}{dx} &= 2x - \frac{d}{dx}(\sin x) \\ &= 2x - \cos x. \end{aligned}$$

EXAMPLE 2 Derivatives Involving the Cosine

(a) $y = 5x + \cos x$:

$$\begin{aligned}\frac{dy}{dx} &= \frac{d}{dx}(5x) + \frac{d}{dx}(\cos x) \\ &= 5 - \sin x.\end{aligned}$$

Derivatives of the Other Basic Trigonometric Functions

Because $\sin x$ and $\cos x$ are differentiable functions of x , the related functions

$$\tan x = \frac{\sin x}{\cos x}, \quad \cot x = \frac{\cos x}{\sin x}, \quad \sec x = \frac{1}{\cos x}, \quad \text{and} \quad \csc x = \frac{1}{\sin x}$$

EXAMPLE 5

Find $d(\tan x)/dx$.

Solution

$$\begin{aligned}\frac{d}{dx}(\tan x) &= \frac{d}{dx}\left(\frac{\sin x}{\cos x}\right) = \frac{\cos x \frac{d}{dx}(\sin x) - \sin x \frac{d}{dx}(\cos x)}{\cos^2 x} && \text{Quotient Rule} \\ &= \frac{\cos x \cos x - \sin x(-\sin x)}{\cos^2 x} \\ &= \frac{\cos^2 x + \sin^2 x}{\cos^2 x} \\ &= \frac{1}{\cos^2 x} = \sec^2 x\end{aligned}$$

EXAMPLE 7 Finding a Trigonometric Limit

$$\lim_{x \rightarrow 0} \frac{\sqrt{2 + \sec x}}{\cos(\pi - \tan x)} = \frac{\sqrt{2 + \sec 0}}{\cos(\pi - \tan 0)} = \frac{\sqrt{2 + 1}}{\cos(\pi - 0)} = \frac{\sqrt{3}}{-1} = -\sqrt{3}$$

3.5 The Chain Rule and Parametric Equations

The Chain Rule is one of the most important and widely used rules of differentiation. This section describes the rule and how to use it.

Derivative of a Composite Function

EXAMPLE 1 Relating Derivatives

The function $y = \frac{3}{2}x = \frac{1}{2}(3x)$ is the composite of the functions $y = \frac{1}{2}u$ and $u = 3x$. How are the derivatives of these functions related?

Solution We have

$$\frac{dy}{dx} = \frac{3}{2}, \quad \frac{dy}{du} = \frac{1}{2}, \quad \text{and} \quad \frac{du}{dx} = 3.$$

Since $\frac{3}{2} = \frac{1}{2} \cdot 3$, we see that

$$\frac{dy}{dx} = \frac{dy}{du} \cdot \frac{du}{dx}.$$

THEOREM 3 The Chain Rule

If $f(u)$ is differentiable at the point $u = g(x)$ and $g(x)$ is differentiable at x , then the composite function $(f \circ g)(x) = f(g(x))$ is differentiable at x , and

$$(f \circ g)'(x) = f'(g(x)) \cdot g'(x).$$

In Leibniz's notation, if $y = f(u)$ and $u = g(x)$, then

$$\frac{dy}{dx} = \frac{dy}{du} \cdot \frac{du}{dx},$$

where dy/du is evaluated at $u = g(x)$.

Proof of the Chain Rule:

Let Δu be the change in u corresponding to a change of Δx in x , that is

$$\Delta u = g(x + \Delta x) - g(x)$$

Then the corresponding change in y is

$$\Delta y = f(u + \Delta u) - f(u).$$

It would be tempting to write

$$\frac{\Delta y}{\Delta x} = \frac{\Delta y}{\Delta u} \cdot \frac{\Delta u}{\Delta x} \tag{1}$$

and take the limit as $\Delta x \rightarrow 0$:

$$\begin{aligned} \frac{dy}{dx} &= \lim_{\Delta x \rightarrow 0} \frac{\Delta y}{\Delta x} \\ &= \lim_{\Delta x \rightarrow 0} \frac{\Delta y}{\Delta u} \cdot \frac{\Delta u}{\Delta x} \\ &= \lim_{\Delta x \rightarrow 0} \frac{\Delta y}{\Delta u} \cdot \lim_{\Delta x \rightarrow 0} \frac{\Delta u}{\Delta x} \\ &= \lim_{\Delta u \rightarrow 0} \frac{\Delta y}{\Delta u} \cdot \lim_{\Delta x \rightarrow 0} \frac{\Delta u}{\Delta x} \quad \text{(Note that } \Delta u \rightarrow 0 \text{ as } \Delta x \rightarrow 0 \\ &= \frac{dy}{du} \frac{du}{dx}. \quad \text{since } g \text{ is continuous.)} \end{aligned}$$

“Outside-Inside” Rule

It sometimes helps to think about the Chain Rule this way: If $y = f(g(x))$, then

$$\frac{dy}{dx} = f'(g(x)) \cdot g'(x).$$

EXAMPLE 4 Differentiating from the Outside In

Differentiate $\sin(x^2 + x)$ with respect to x .

Solution

$$\frac{d}{dx} \sin(\underbrace{x^2 + x}_{\text{inside}}) = \cos(\underbrace{x^2 + x}_{\text{inside left alone}}) \cdot \underbrace{(2x + 1)}_{\text{derivative of the inside}}$$

The Chain Rule with Powers of a Function

$$\frac{d}{dx} u^n = nu^{n-1} \frac{du}{dx}, \quad \frac{d}{du} (u^n) = nu^{n-1}$$

EXAMPLE 6 Applying the Power Chain Rule

$$\begin{aligned} \text{(a)} \quad \frac{d}{dx} (5x^3 - x^4)^7 &= 7(5x^3 - x^4)^6 \frac{d}{dx} (5x^3 - x^4) && \text{Power Chain Rule with} \\ &= 7(5x^3 - x^4)^6 (5 \cdot 3x^2 - 4x^3) && u = 5x^3 - x^4, n = 7 \\ &= 7(5x^3 - x^4)^6 (15x^2 - 4x^3) \end{aligned}$$

$$\begin{aligned} \text{(b)} \quad \frac{d}{dx} \left(\frac{1}{3x - 2} \right) &= \frac{d}{dx} (3x - 2)^{-1} \\ &= -1(3x - 2)^{-2} \frac{d}{dx} (3x - 2) && \text{Power Chain Rule with} \\ &= -1(3x - 2)^{-2} (3) && u = 3x - 2, n = -1 \\ &= -\frac{3}{(3x - 2)^2} \end{aligned}$$

Implicitly Defined Functions

EXAMPLE 1 Differentiating Implicitly Find dy/dx if $y^2 = x$. $y_1 = \sqrt{x}$ and $y_2 = -\sqrt{x}$

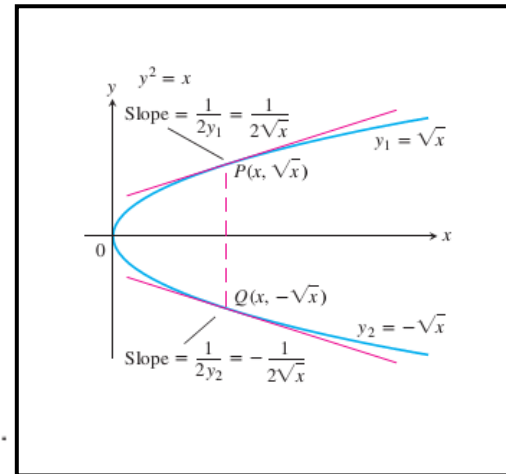
$$y^2 = x$$

$$2y \frac{dy}{dx} = 1$$

$$\frac{dy}{dx} = \frac{1}{2y}$$

The Chain Rule gives $\frac{d}{dx}(y^2) = \frac{d}{dx}[f(x)]^2 = 2f(x)f'(x) = 2y \frac{dy}{dx}$.

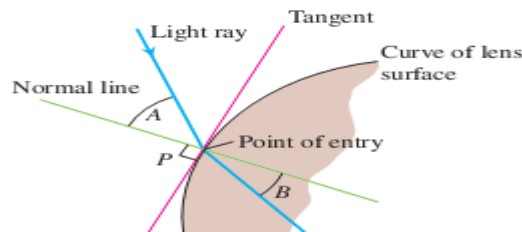
$$\frac{dy_1}{dx} = \frac{1}{2y_1} = \frac{1}{2\sqrt{x}} \quad \text{and} \quad \frac{dy_2}{dx} = \frac{1}{2y_2} = \frac{1}{2(-\sqrt{x})} = -\frac{1}{2\sqrt{x}}$$



Implicit Differentiation

1. Differentiate both sides of the equation with respect to x , treating y as a differentiable function of x .
2. Collect the terms with dy/dx on one side of the equation.
3. Solve for dy/dx .

Lenses, Tangents, and Normal Lines



EXAMPLE 4 Tangent and Normal to the Folium of Descartes

Show that the point (2, 4) lies on the curve $x^3 + y^3 - 9xy = 0$. Then find the tangent and normal to the curve there (Figure 3.41).

Solution The point (2, 4) lies on the curve because its coordinates satisfy the equation given for the curve: $2^3 + 4^3 - 9(2)(4) = 8 + 64 - 72 = 0$.

To find the slope of the curve at (2, 4), we first use implicit differentiation to find a formula for dy/dx :

$$\begin{aligned}
 x^3 + y^3 - 9xy &= 0 \\
 \frac{d}{dx}(x^3) + \frac{d}{dx}(y^3) - \frac{d}{dx}(9xy) &= \frac{d}{dx}(0) && \text{Differentiate both sides} \\
 3x^2 + 3y^2 \frac{dy}{dx} - 9\left(x \frac{dy}{dx} + y \frac{dx}{dx}\right) &= 0 && \text{Treat } xy \text{ as a product and } y \\
 (3y^2 - 9x) \frac{dy}{dx} + 3x^2 - 9y &= 0 && \text{as a function of } x. \\
 3(y^2 - 3x) \frac{dy}{dx} &= 9y - 3x^2 \\
 \frac{dy}{dx} &= \frac{3y - x^2}{y^2 - 3x}. && \text{Solve for } dy/dx.
 \end{aligned}$$

We then evaluate the derivative at $(x, y) = (2, 4)$:

$$\left. \frac{dy}{dx} \right|_{(2,4)} = \left. \frac{3y - x^2}{y^2 - 3x} \right|_{(2,4)} = \frac{3(4) - 2^2}{4^2 - 3(2)} = \frac{8}{10} = \frac{4}{5}.$$

The tangent at (2, 4) is the line through (2, 4) with slope 4/5:

$$\begin{aligned}
 y &= 4 + \frac{4}{5}(x - 2) \\
 y &= \frac{4}{5}x + \frac{12}{5}.
 \end{aligned}$$

The normal to the curve at (2, 4) is the line perpendicular to the tangent there, the line through (2, 4) with slope $-5/4$:

$$\begin{aligned}
 y &= 4 - \frac{5}{4}(x - 2) \\
 y &= -\frac{5}{4}x + \frac{13}{2}. \quad \blacksquare
 \end{aligned}$$

The quadratic formula enables us to solve a second-degree equation like $y^2 - 2xy + 3x^2 = 0$ for y in terms of x . There is a formula for the three roots of a cubic equation that is like the quadratic formula but much more complicated. If this formula is used to solve the equation $x^3 + y^3 = 9xy$ for y in terms of x , then three functions determined by the equation are

$$y = f(x) = \sqrt[3]{-\frac{x^3}{2} + \sqrt{\frac{x^6}{4} - 27x^3}} + \sqrt[3]{-\frac{x^3}{2} - \sqrt{\frac{x^6}{4} - 27x^3}}$$

and

$$y = \frac{1}{2} \left[-f(x) \pm \sqrt{-3} \left(\sqrt[3]{-\frac{x^3}{2} + \sqrt{\frac{x^6}{4} - 27x^3}} - \sqrt[3]{-\frac{x^3}{2} - \sqrt{\frac{x^6}{4} - 27x^3}} \right) \right].$$

Derivatives of Higher Order

Implicit differentiation can also be used to find higher derivatives. Here is an example.

EXAMPLE 5 Finding a Second Derivative Implicitly

Find d^2y/dx^2 if $2x^3 - 3y^2 = 8$.

Solution To start, we differentiate both sides of the equation with respect to x in order to find $y' = dy/dx$.

$$\begin{aligned} \frac{d}{dx}(2x^3 - 3y^2) &= \frac{d}{dx}(8) \\ 6x^2 - 6yy' &= 0 && \text{Treat } y \text{ as a function of } x. \\ x^2 - yy' &= 0 \\ y' &= \frac{x^2}{y}, \quad \text{when } y \neq 0 && \text{Solve for } y'. \end{aligned}$$

We now apply the Quotient Rule to find y'' .

$$y'' = \frac{d}{dx} \left(\frac{x^2}{y} \right) = \frac{2xy - x^2y'}{y^2} = \frac{2x}{y} - \frac{x^2}{y^2} \cdot y'$$

Finally, we substitute $y' = x^2/y$ to express y'' in terms of x and y .

$$y'' = \frac{2x}{y} - \frac{x^2}{y^2} \left(\frac{x^2}{y} \right) = \frac{2x}{y} - \frac{x^4}{y^3}, \quad \text{when } y \neq 0 \quad \blacksquare$$

Rational Powers of Differentiable Functions

THEOREM 4 Power Rule for Rational Powers

If p/q is a rational number, then $x^{p/q}$ is differentiable at every interior point of the domain of $x^{(p/q)-1}$, and

$$\frac{d}{dx} x^{p/q} = \frac{p}{q} x^{(p/q)-1}.$$

Proof of Theorem 4 Let p and q be integers with $q > 0$ and suppose that $y = \sqrt[q]{x^p} = x^{p/q}$. Then

$$y^q = x^p.$$

Since p and q are integers (for which we already have the Power Rule), and assuming that y is a differentiable function of x , we can differentiate both sides of the equation with respect to x and get

$$qy^{q-1} \frac{dy}{dx} = px^{p-1}.$$

If $y \neq 0$, we can divide both sides of the equation by qy^{q-1} to solve for dy/dx , obtaining

$$\begin{aligned} \frac{dy}{dx} &= \frac{px^{p-1}}{qy^{q-1}} \\ &= \frac{p}{q} \cdot \frac{x^{p-1}}{(x^{p/q})^{q-1}} && y = x^{p/q} \\ &= \frac{p}{q} \cdot \frac{x^{p-1}}{x^{p-p/q}} && \frac{p}{q}(q-1) = p - \frac{p}{q} \\ &= \frac{p}{q} \cdot x^{(p-1)-(p-p/q)} && \text{A law of exponents} \\ &= \frac{p}{q} \cdot x^{(p/q)-1}, \end{aligned}$$

EXAMPLE 6 Using the Rational Power Rule

$$(a) \quad \frac{d}{dx}(x^{1/2}) = \frac{1}{2}x^{-1/2} = \frac{1}{2\sqrt{x}} \quad \text{for } x > 0$$

$$(b) \quad \frac{d}{dx}(x^{2/3}) = \frac{2}{3}x^{-1/3} \quad \text{for } x \neq 0$$

$$(c) \quad \frac{d}{dx}(x^{-4/3}) = -\frac{4}{3}x^{-7/3} \quad \text{for } x \neq 0$$

4.3 Monotonic Functions and The First Derivative Test (Increasing Functions and Decreasing Functions).

In sketching the graph of a differentiable function it is useful to know where it increases (rises from left to right) and where it decreases (falls from left to right) over an interval.

DEFINITIONS Increasing, Decreasing Function

Let f be a function defined on an interval I and let x_1 and x_2 be any two points in I .

1. If $f(x_1) < f(x_2)$ whenever $x_1 < x_2$, then f is said to be **increasing** on I .
2. If $f(x_2) < f(x_1)$ whenever $x_1 < x_2$, then f is said to be **decreasing** on I .

A function that is increasing or decreasing on I is called **monotonic** on I .

COROLLARY 3 First Derivative Test for Monotonic Functions

Suppose that f is continuous on $[a, b]$ and differentiable on (a, b) .

- If $f'(x) > 0$ at each point $x \in (a, b)$, then f is increasing on $[a, b]$.
- If $f'(x) < 0$ at each point $x \in (a, b)$, then f is decreasing on $[a, b]$.

EXAMPLE 1 Using the First Derivative Test for Monotonic Functions

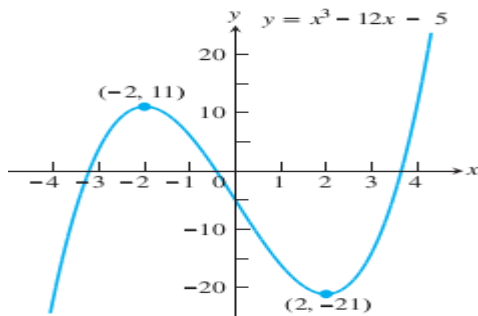
Find the critical points of $f(x) = x^3 - 12x - 5$ and identify the intervals on which f is increasing and decreasing.

Solution The function f is everywhere continuous and differentiable. The first derivative

$$\begin{aligned} f'(x) &= 3x^2 - 12 = 3(x^2 - 4) \\ &= 3(x + 2)(x - 2) \end{aligned}$$

is zero at $x = -2$ and $x = 2$. The intervals $(-\infty, -2)$, $(-2, 2)$, and $(2, \infty)$

Intervals	$-\infty < x < -2$	$-2 < x < 2$	$2 < x < \infty$
f' Evaluated	$f'(-3) = 15$	$f'(0) = -12$	$f'(3) = 15$
Sign of f'	+	-	+
Behavior of f	increasing	decreasing	increasing

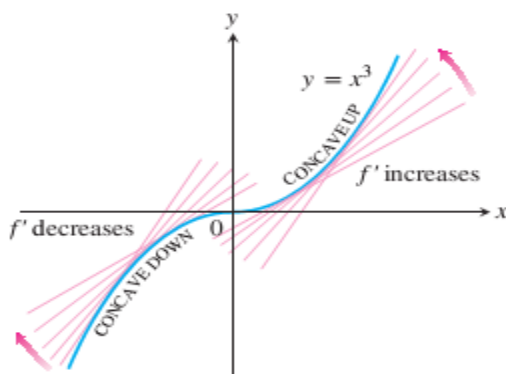


4.4 Concavity and Curve Sketching

DEFINITION Concave Up, Concave Down

The graph of a differentiable function $y = f(x)$ is

- (a) **concave up** on an open interval I if f' is increasing on I
- (b) **concave down** on an open interval I if f' is decreasing on I .



The Second Derivative Test for Concavity

Let $y = f(x)$ be twice-differentiable on an interval I .

1. If $f'' > 0$ on I , the graph of f over I is concave up.
2. If $f'' < 0$ on I , the graph of f over I is concave down.

EXAMPLE 1 Applying the Concavity Test

- (a) The curve $y = x^3$ (Figure 4.25) is concave down on $(-\infty, 0)$ where $y'' = 6x < 0$ and concave up on $(0, \infty)$ where $y'' = 6x > 0$.
- (b) The curve $y = x^2$ (Figure 4.26) is concave up on $(-\infty, \infty)$ because its second derivative $y'' = 2$ is always positive. ■

EXAMPLE 2 Determining Concavity

Determine the concavity of $y = 3 + \sin x$ on $[0, 2\pi]$.

Solution The graph of $y = 3 + \sin x$ is concave down on $(0, \pi)$, where $y'' = -\sin x$ is negative. It is concave up on $(\pi, 2\pi)$, where $y'' = -\sin x$ is positive (Figure 4.27). ■

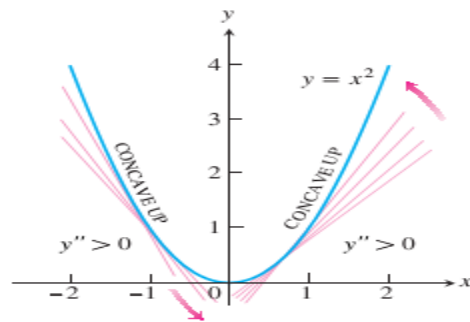


FIGURE 4.26 The graph of $f(x) = x^2$ is concave up on every interval (Example 1b).

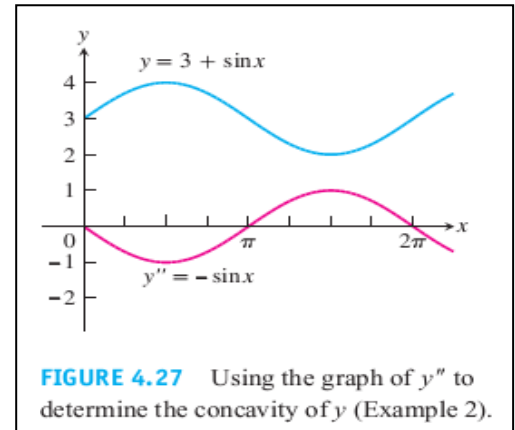


FIGURE 4.27 Using the graph of y'' to determine the concavity of y (Example 2).

EXAMPLE 5 Studying Motion Along a Line

A particle is moving along a horizontal line with position function

$$s(t) = 2t^3 - 14t^2 + 22t - 5, \quad t \geq 0.$$

Find the velocity and acceleration, and describe the motion of the particle.

Solution The velocity is

$$v(t) = s'(t) = 6t^2 - 28t + 22 = 2(t - 1)(3t - 11),$$

and the acceleration is

$$a(t) = v'(t) = s''(t) = 12t - 28 = 4(3t - 7).$$

When the function $s(t)$ is increasing, the particle is moving to the right; when $s(t)$ is decreasing, the particle is moving to the left.

Notice that the first derivative ($v = s'$) is zero when $t = 1$ and $t = 11/3$.

Intervals	$0 < t < 1$	$1 < t < 11/3$	$11/3 < t$
Sign of $v = s'$	+	-	+
Behavior of s	increasing	decreasing	increasing
Particle motion	right	left	right

The particle is moving to the right in the time intervals $[0, 1)$ and $(11/3, \infty)$, and moving to the left in $(1, 11/3)$. It is momentarily stationary (at rest), at $t = 1$ and $t = 11/3$.

The acceleration $a(t) = s''(t) = 4(3t - 7)$ is zero when $t = 7/3$.

Intervals	$0 < t < 7/3$	$7/3 < t$
Sign of $a = s''$	-	+
Graph of s	concave down	concave up

Second Derivative Test for Local Extreme

THEOREM 5 Second Derivative Test for Local Extrema

Suppose f'' is continuous on an open interval that contains $x = c$.

1. If $f'(c) = 0$ and $f''(c) < 0$, then f has a local maximum at $x = c$.
2. If $f'(c) = 0$ and $f''(c) > 0$, then f has a local minimum at $x = c$.
3. If $f'(c) = 0$ and $f''(c) = 0$, then the test fails. The function f may have a local maximum, a local minimum, or neither.

Strategy for Graphing $y = f(x)$

1. Identify the domain of f and any symmetries the curve may have.
2. Find y' and y'' .
3. Find the critical points of f , and identify the function's behavior at each one.
4. Find where the curve is increasing and where it is decreasing.
5. Find the points of inflection, if any occur, and determine the concavity of the curve.
6. Identify any asymptotes.
7. Plot key points, such as the intercepts and the points found in Steps 3–5, and sketch the curve.

EXAMPLE 6 Using f' and f'' to Graph f

Sketch a graph of the function

$$f(x) = x^4 - 4x^3 + 10$$

using the following steps.

- (a) Identify where the extrema of f occur.
- (b) Find the intervals on which f is increasing and the intervals on which f is decreasing.
- (c) Find where the graph of f is concave up and where it is concave down.
- (d) Sketch the general shape of the graph for f .
- (e) Plot some specific points, such as local maximum and minimum points, points of inflection, and intercepts. Then sketch the curve.

Solution f is continuous since $f'(x) = 4x^3 - 12x^2$ exists. The domain of f is $(-\infty, \infty)$, and the domain of f' is also $(-\infty, \infty)$. Thus, the critical points of f occur only at the zeros of f' . Since

$$f'(x) = 4x^3 - 12x^2 = 4x^2(x - 3)$$

the first derivative is zero at $x = 0$ and $x = 3$.

Intervals	$x < 0$	$0 < x < 3$	$3 < x$
Sign of f'	–	–	+
Behavior of f	decreasing	decreasing	increasing

- (a) Using the First Derivative Test for local extrema and the table above, we see that there is no extremum at $x = 0$ and a local minimum at $x = 3$.
- (b) Using the table above, we see that f is decreasing on $(-\infty, 0]$ and $[0, 3]$, and increasing on $[3, \infty)$.
- (c) $f''(x) = 12x^2 - 24x = 12x(x - 2)$ is zero at $x = 0$ and $x = 2$.

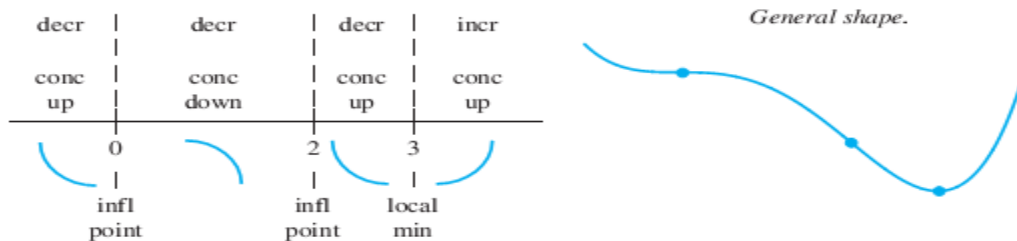
Intervals	$x < 0$	$0 < x < 2$	$2 < x$
Sign of f'	+	-	+
Behavior of f	concave up	concave down	concave up

We see that f is concave up on the intervals $(-\infty, 0)$ and $(2, \infty)$, and concave down on $(0, 2)$.

- (d) Summarizing the information in the two tables above, we obtain

$x < 0$	$0 < x < 2$	$2 < x < 3$	$3 < x$
decreasing	decreasing	decreasing	increasing
concave up	concave down	concave up	concave up

The general shape of the curve is



- (e) Plot the curve's intercepts (if possible) and the points where y' and y'' are zero. Indicate any local extreme values and inflection points. Use the general shape as a guide to sketch the curve. (Plot additional points as needed.) Figure 4.30 shows the graph of f . ■

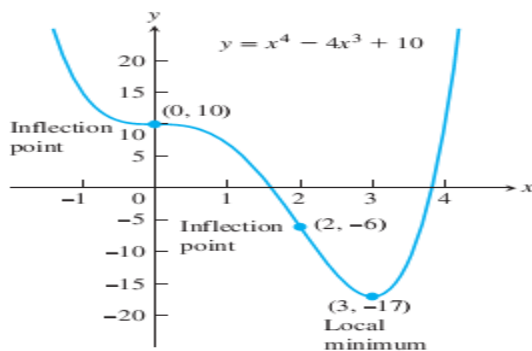


FIGURE 4.30 The graph of $f(x) = x^4 - 4x^3 + 10$ (Example 6).

EXAMPLE 7 Using the Graphing Strategy

Sketch the graph of $f(x) = \frac{(x + 1)^2}{1 + x^2}$.

Solution

1. The domain of f is $(-\infty, \infty)$ and there are no symmetries about either axis or the origin (Section 1.4).
2. Find f' and f'' .

$$f(x) = \frac{(x + 1)^2}{1 + x^2} \quad \begin{array}{l} \text{x-intercept at } x = -1, \\ \text{y-intercept (} y = 1) \text{ at} \\ x = 0 \end{array}$$

$$f'(x) = \frac{(1 + x^2) \cdot 2(x + 1) - (x + 1)^2 \cdot 2x}{(1 + x^2)^2}$$

$$= \frac{2(1 - x^2)}{(1 + x^2)^2} \quad \begin{array}{l} \text{Critical points:} \\ x = -1, x = 1 \end{array}$$

$$f''(x) = \frac{(1 + x^2)^2 \cdot 2(-2x) - 2(1 - x^2)[2(1 + x^2) \cdot 2x]}{(1 + x^2)^4}$$

$$= \frac{4x(x^2 - 3)}{(1 + x^2)^3} \quad \text{After some algebra}$$

3. *Behavior at critical points.* The critical points occur only at $x = \pm 1$ where $f'(x) = 0$ (Step 2) since f' exists everywhere over the domain of f . At $x = -1$, $f''(-1) = 1 > 0$ yielding a relative minimum by the Second Derivative Test. At $x = 1$, $f''(1) = -1 < 0$ yielding a relative maximum by the Second Derivative Test. We will see in Step 6 that both are absolute extrema as well.
4. *Increasing and decreasing.* We see that on the interval $(-\infty, -1)$ the derivative $f'(x) < 0$, and the curve is decreasing. On the interval $(-1, 1)$, $f'(x) > 0$ and the curve is increasing; it is decreasing on $(1, \infty)$ where $f'(x) < 0$ again.
5. *Inflection points.* Notice that the denominator of the second derivative (Step 2) is always positive. The second derivative f'' is zero when $x = -\sqrt{3}, 0$, and $\sqrt{3}$. The second derivative changes sign at each of these points: negative on $(-\infty, -\sqrt{3})$, positive on $(-\sqrt{3}, 0)$, negative on $(0, \sqrt{3})$, and positive again on $(\sqrt{3}, \infty)$. Thus each point is a point of inflection. The curve is concave down on the interval $(-\infty, -\sqrt{3})$, concave up on $(-\sqrt{3}, 0)$, concave down on $(0, \sqrt{3})$, and concave up again on $(\sqrt{3}, \infty)$.
6. *Asymptotes.* Expanding the numerator of $f(x)$ and then dividing both numerator and denominator by x^2 gives

$$f(x) = \frac{(x + 1)^2}{1 + x^2} = \frac{x^2 + 2x + 1}{1 + x^2} \quad \text{Expanding numerator}$$

$$= \frac{1 + (2/x) + (1/x^2)}{(1/x^2) + 1}. \quad \text{Dividing by } x^2$$

We see that $f(x) \rightarrow 1^+$ as $x \rightarrow \infty$ and that $f(x) \rightarrow 1^-$ as $x \rightarrow -\infty$. Thus, the line $y = 1$ is a horizontal asymptote.

Since f decreases on $(-\infty, -1)$ and then increases on $(-1, 1)$, we know that $f(-1) = 0$ is a local minimum. Although f decreases on $(1, \infty)$, it never crosses the horizontal asymptote $y = 1$ on that interval (it approaches the asymptote from above). So the graph never becomes negative, and $f(-1) = 0$ is an absolute minimum as well. Likewise, $f(1) = 2$ is an absolute maximum because the graph never crosses the asymptote $y = 1$ on the interval $(-\infty, -1)$, approaching it from below. Therefore, there are no vertical asymptotes (the range of f is $0 \leq y \leq 2$).

7. The graph of f is sketched in Figure 4.31. Notice how the graph is concave down as it approaches the horizontal asymptote $y = 1$ as $x \rightarrow -\infty$, and concave up in its approach to $y = 1$ as $x \rightarrow \infty$. ■

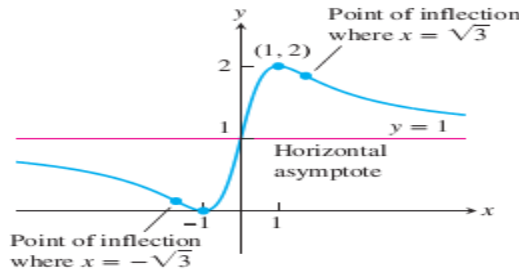


FIGURE 4.31 The graph of $y = \frac{(x + 1)^2}{1 + x^2}$ (Example 7).

4.6 Indeterminate Forms and L'Hôpital's Rule

if $\lim_{x \rightarrow a} \frac{f(x)}{g(x)} = \frac{0}{0}$ or $\frac{\infty}{\infty}$, then

$$\lim_{x \rightarrow a} \frac{f(x)}{g(x)} = \lim_{x \rightarrow a} \frac{f'(x)}{g'(x)}$$

Example: find

$$\lim_{x \rightarrow 0} \frac{x - \sin x}{x^3} = \lim_{x \rightarrow 0} \frac{1 - \cos x}{3x^2} = \lim_{x \rightarrow 0} \frac{\sin x}{6x} = \lim_{x \rightarrow 0} \frac{\cos x}{6} = \frac{1}{6}$$

THEOREM 6 L'Hôpital's Rule (First Form)

Suppose that $f(a) = g(a) = 0$, that $f'(a)$ and $g'(a)$ exist, and that $g'(a) \neq 0$. Then

$$\lim_{x \rightarrow a} \frac{f(x)}{g(x)} = \frac{f'(a)}{g'(a)}$$

Proof Working backward from $f'(a)$ and $g'(a)$, which are themselves limits, we have

$$\begin{aligned} \frac{f'(a)}{g'(a)} &= \frac{\lim_{x \rightarrow a} \frac{f(x) - f(a)}{x - a}}{\lim_{x \rightarrow a} \frac{g(x) - g(a)}{x - a}} = \lim_{x \rightarrow a} \frac{\frac{f(x) - f(a)}{x - a}}{\frac{g(x) - g(a)}{x - a}} \\ &= \lim_{x \rightarrow a} \frac{f(x) - f(a)}{g(x) - g(a)} = \lim_{x \rightarrow a} \frac{f(x) - 0}{g(x) - 0} = \lim_{x \rightarrow a} \frac{f(x)}{g(x)}. \end{aligned}$$

THEOREM 7 L'Hôpital's Rule (Stronger Form)

Suppose that $f(a) = g(a) = 0$, that f and g are differentiable on an open interval I containing a , and that $g'(x) \neq 0$ on I if $x \neq a$. Then

$$\lim_{x \rightarrow a} \frac{f(x)}{g(x)} = \lim_{x \rightarrow a} \frac{f'(x)}{g'(x)},$$

assuming that the limit on the right side exists.

EXAMPLE 1 Using L'Hôpital's Rule

$$(a) \lim_{x \rightarrow 0} \frac{3x - \sin x}{x} = \frac{3 - \cos x}{1} \Big|_{x=0} = 2$$

$$(b) \lim_{x \rightarrow 0} \frac{\sqrt{1+x} - 1}{x} = \frac{1}{2\sqrt{1+x}} \Big|_{x=0} = \frac{1}{2}$$

$$(a) \lim_{x \rightarrow 0} \frac{\sqrt{1+x} - 1 - x/2}{x^2} \quad \frac{0}{0}$$

$$= \lim_{x \rightarrow 0} \frac{(1/2)(1+x)^{-1/2} - 1/2}{2x} \quad \text{Still } \frac{0}{0}; \text{ differentiate again.}$$

$$= \lim_{x \rightarrow 0} \frac{-(1/4)(1+x)^{-3/2}}{2} = -\frac{1}{8} \quad \text{Not } \frac{0}{0}; \text{ limit is found.}$$