



University of Diyala
College of Engineering



Department of Computer Engineering

Computer Science

1st stage

Lecture #1

- Course Number: U 102
- Course Name: Computer Science
- Credit Hours: (2-1-0-2)
- Prerequisites: None
- Course Contents: Computer Architecture, Computer Assembly and parts Characteristics, History of Computer, Generations of computer, Types of computer, Personal computer, major parts of the Computer (Hard Ware); Input Devices, Processor, Output Devices, Storage Devices, Internal Components, Software; Types of software, System software, Application software, Computer Languages and Scripting, Booting, Computer maintenance and troubleshooting, BIOS Setting, Open Source Software and Linux OS, Navigating Linux GUI, The Internet.

1. Introduction to computer system

A **computer**: is an electronic device that can be programmed to accept data (**input**), process it and generate result (**output**).

A computer along with additional **hardware** and **software** together is called a computer system.

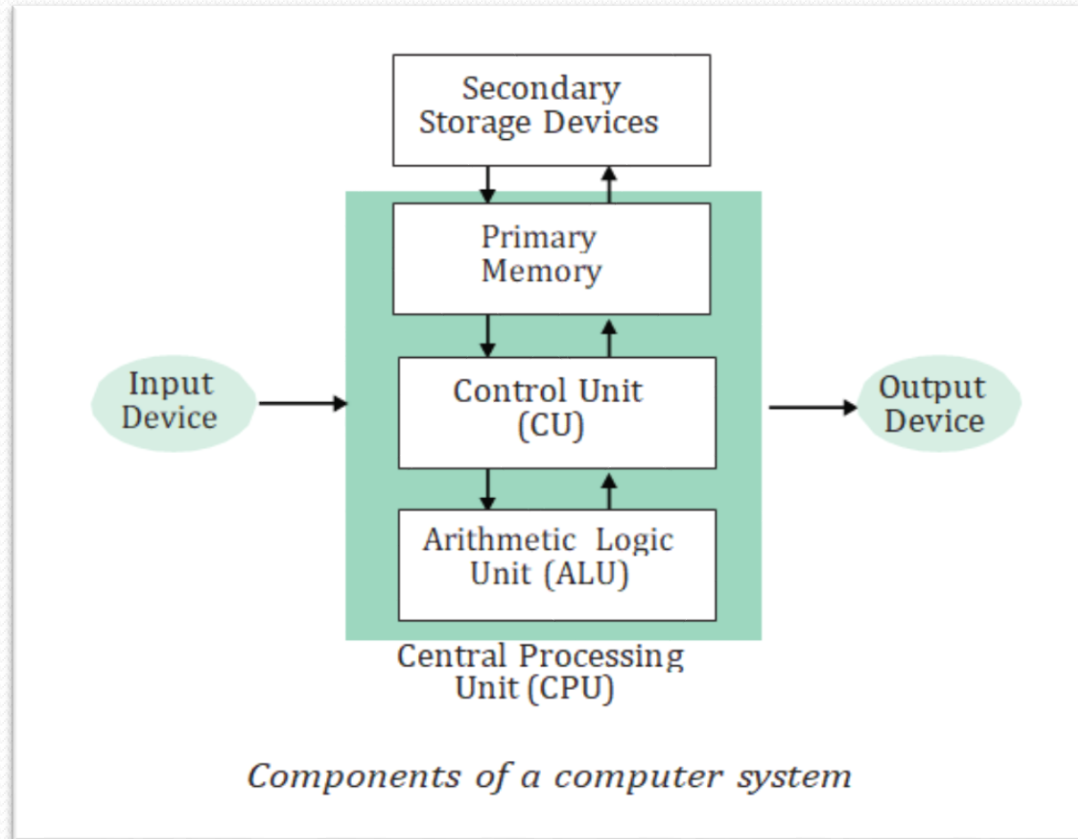
A computer system primarily comprises:

- Central Processing Unit (CPU)
- Memory
- Input/output devices
- Storage devices

All these components function together as a single unit to deliver the desired output.

A computer system comes in various forms and sizes. It can vary from a high-end server to personal desktop, laptop, tablet computer, or a smartphone.

Figure shows the block diagram of a computer system. The directed lines represent the flow of data and signal between the components.



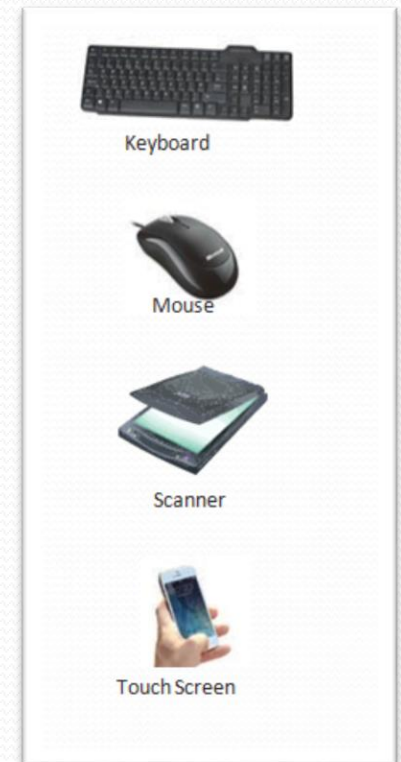
1.1 Central Processing Unit (CPU)

It is the electronic circuitry of a computer that carries out the actual processing and usually referred as the brain of the computer. It is commonly called processor also popularly known as microprocessor. Physically, a CPU can be placed on one or more microchips called integrated circuits (IC). The ICs comprise semiconductor materials.

- The CPU is given instructions and data through programs.
- The CPU then fetches the program and data from the memory and performs arithmetic and logic operations as per the given instructions and stores the result back to memory.
- While processing, the CPU stores the data as well as instructions in its local memory called registers. Registers are part of the CPU chip and they are limited in size and number. Different registers are used for storing data, instructions or intermediate results.
- The CPU has two main components :
 1. Arithmetic Logic Unit (ALU). ALU performs all the arithmetic and logic operations that need to be done as per the instruction in a program.
 2. Control Unit (CU). CU controls sequential instruction execution, interprets instructions and guides data flow through the computer's memory, ALU and input or output devices.


1.2 Input Devices

- The devices through which control signals are sent to a computer are termed as input devices.
- These devices convert the input data into a digital form that is acceptable by the computer system. Some examples of input devices include keyboard, mouse, scanner, touch screen, etc.,
- Specially designed braille keyboards are also available to help the visually impaired for entering data into a computer. Besides, we can now enter data through voice, for example, we can use Google voice search to search the web where we can input the search string through our voice. .



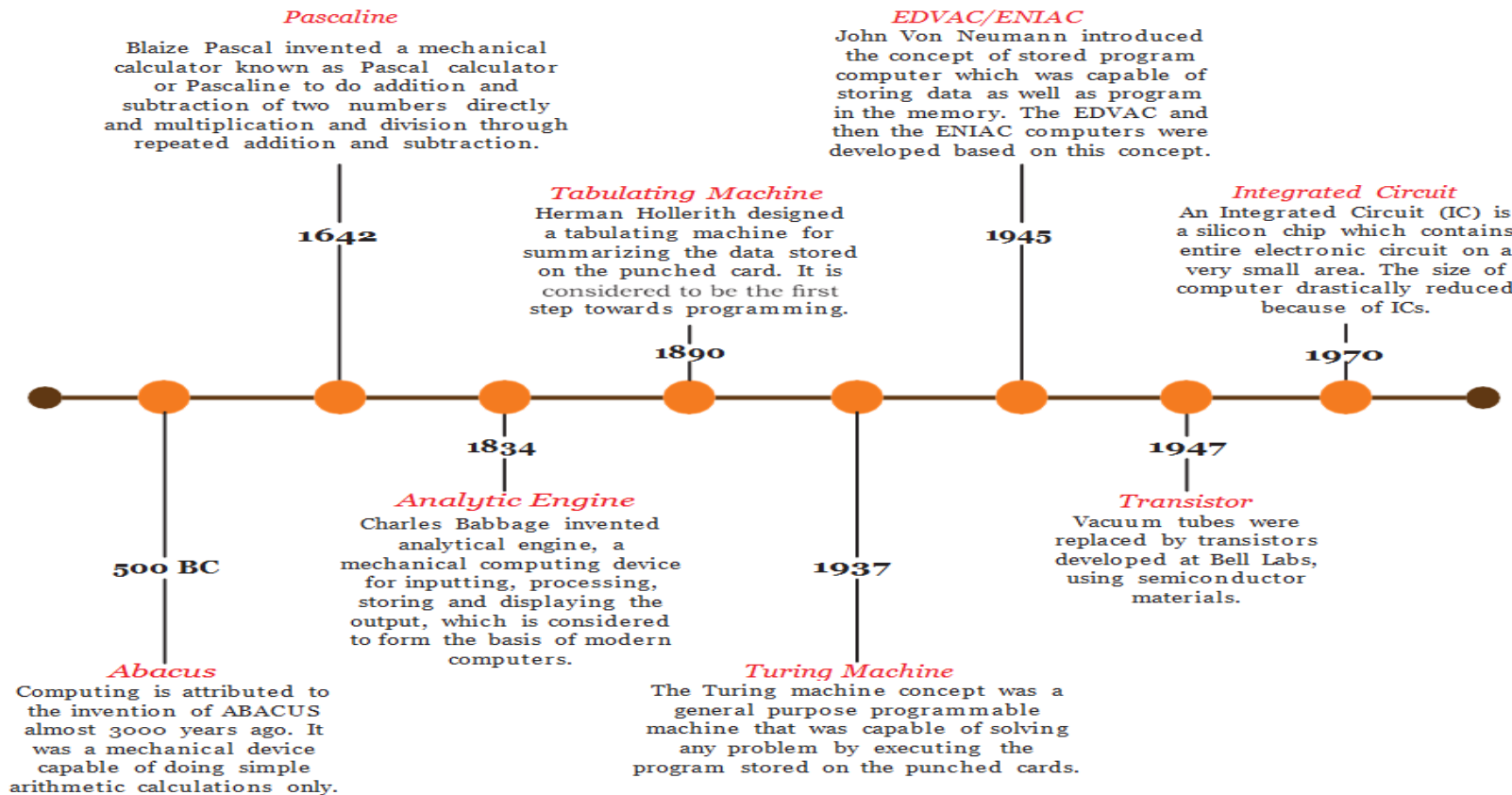
1.3 Output Devices

- The device that receives data from a computer system for display, physical production, etc., is called output device.
- It converts digital information into human-understandable form. For example, monitor, projector, headphone, speaker, printer, etc.
- A printer is the most commonly used device to get output in physical (hardcopy) form. Three types of commonly used printers are inkjet, laserjet and dot matrix. Now-a-days, there is a new type of printer called 3D-printer, which is used to build physical replica of a digital 3D design. These printers are being used in manufacturing industries to create prototypes of products. Their usage is also being explored in the medical field, particularly for developing body organs.



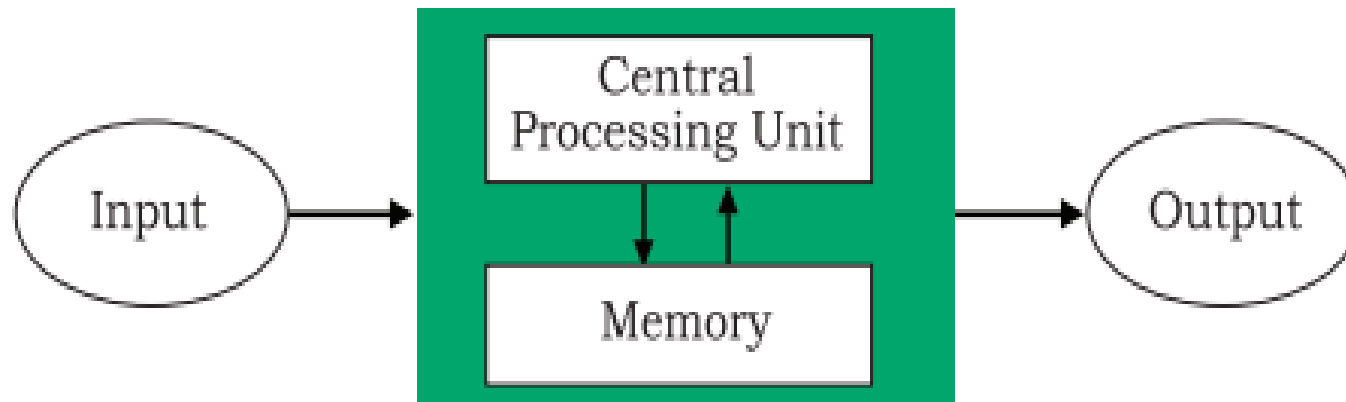
2. Evolution Of Computer

- From the simple calculator to a modern day powerful data processor, computing devices have evolved in a relatively short span of time. The evolution of computing devices is shown through a timeline:

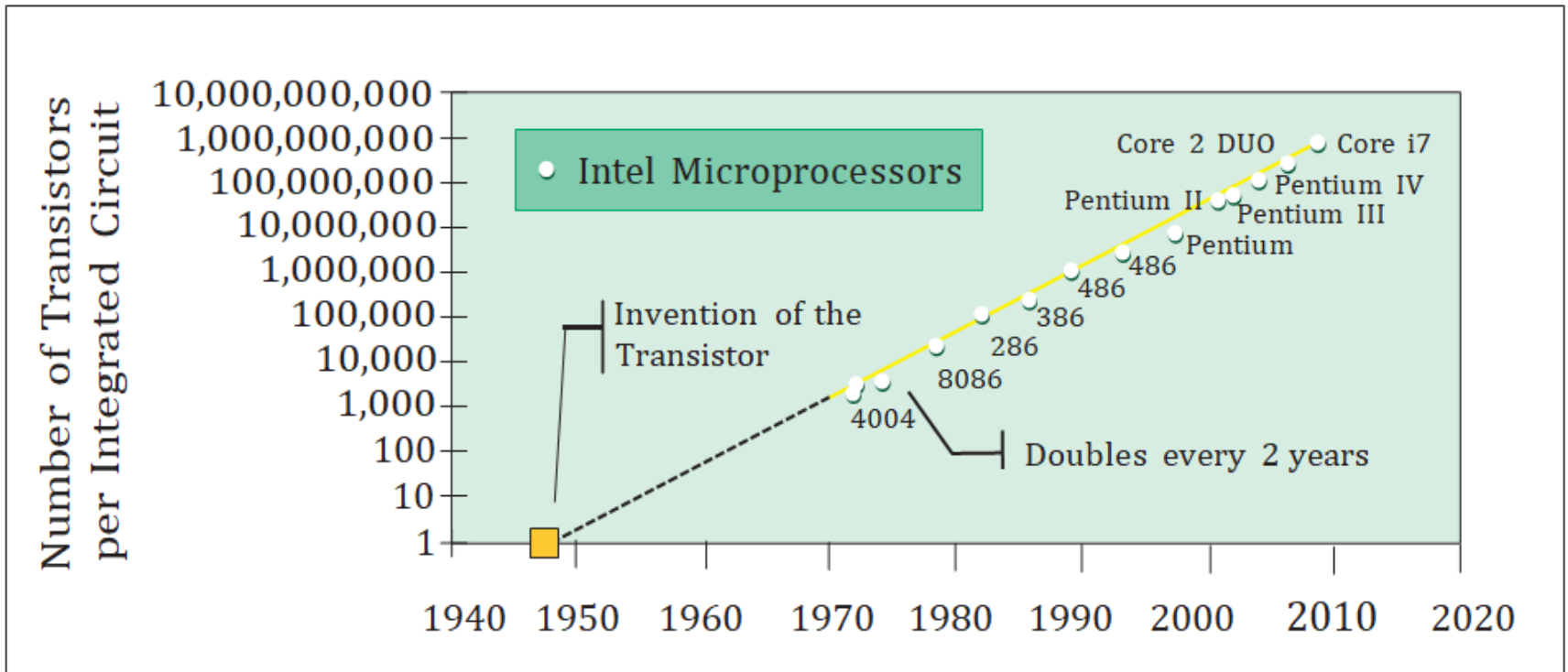


Timeline showing key inventions in computing technology

- The Von Neumann architecture is shown in Figure. It consists of a Central Processing Unit (CPU) for processing arithmetic and logical instructions, a memory to store data and programs, input and output devices and communication channels to send or receive the output data. Electronic Numerical Integrator and Computer (ENIAC) is the first binary programmable computer based on Von Neumann architecture.



- During the 1970s, Large Scale Integration (LSI) of electronic circuits allowed integration of complete CPU on a single chip, called microprocessor. Moore's Law predicted exponential growth in the number of transistors that could be assembled in a single microchip.
- In 1980s, the processing power of computers increased exponentially by integrating around 3 million components on a small-sized chip termed as Very Large Scale Integration (VLSI). Further advancement in technology has made it feasible to fabricate high density of transistors and other components (approx 10^6 components) on a single IC called Super Large Scale Integration (SLSI) as shown in Figure 1.6. IBM introduced its first personal computer (PC) for the home user in 1981 and Apple introduced Macintosh machines in 1984. The popularity of the PC surged by the introduction of Graphical User Interface (GUI) based operating systems by Microsoft and others in place of computers with only command line interface, like UNIX or DOS.
- Around 1990s, the growth of World Wide Web (WWW) further accelerated mass usage of computers and thereafter computers have become an indispensable part of everyday life. Further, with the introduction of laptops, personal computing was made portable to a great extent.
- This was followed by smartphones, tablets and other personal digital assistants. These devices have leveraged the technological advancements in processor miniaturisation, faster memory, high speed data and connectivity mechanisms. The next wave of computing devices includes the wearable gadgets, such as smart watch, lenses, headbands, headphones, etc. Further, smart appliances are becoming a part of the Internet of Things (IoT), by leveraging the power of Artificial Intelligence (AI).



Exponential increase in number of transistors used in ICs over time

3. Computer Memory

- A computer system needs memory to store the data and instructions for processing. Whenever we talk about the 'memory' of a computer system, we usually talk about the main or primary memory. The secondary memory (also called storage device) is used to store data, instructions and results permanently for future use.

3.1 Units of Memory

A computer system uses binary numbers to store and process data. The binary digits 0 and 1, which are the basic units of memory, are called bits. Further, these bits are grouped together to form words. A 4-bit word is called a Nibble. Examples of nibble are 1001, 1010, 0010, etc. A two nibble word, i.e., 8-bit word is called a byte, for example, 01000110, 01111100, 10000001, etc. Like any other standard unit, bytes are grouped together to make bigger chunks or units of memory. Table shows different measurement units for digital data stored in storage devices.

Unit	Description	Unit	Description
KB (Kilobyte)	1 KB = 1024 Bytes	PB (Petabyte)	1 PB = 1024 TB
MB (Megabyte)	1 MB = 1024 KB	EB (Exabyte)	1 EB = 1024 PB
GB (Gigabyte)	1 GB = 1024 MB	ZB (Zettabyte)	1 ZB = 1024 EB
TB (Terabyte)	1 TB = 1024 GB	YB (Yottabyte)	1 YB = 1024 ZB

3.2 Types of Memory

Human beings memorise many things over a lifetime, and recall from memory to make a decision or some action. However, we do not rely on our memory completely, and we make notes and store important data and information using other media, such as notebook, manual, journal, document, etc. Similarly, computers have two types of memory :

1. **Primary Memory** is an essential component of a computer system. Program and data are loaded into the primary memory before processing. The CPU interacts directly with the primary memory to perform read or write operation. It is of two types:
 - (i) **Random Access Memory (RAM)** : RAM is volatile, i.e., as long as the power is supplied to the computer, it retains the data in it. But as soon as the power supply is turned off, all the contents of RAM are wiped out. It is used to store data temporarily while the computer is working. Whenever the computer is started or a software application is launched, the required program and data are loaded into RAM for processing. RAM is usually referred to as main memory and it is faster than the secondary memory or storage devices.
 - (ii) **Read Only Memory (ROM)**. ROM is non-volatile, which means its contents are not lost even when the power is turned off. It is used as a small but faster permanent storage for the contents which are rarely changed. For example, the startup program (boot loader) that loads the operating system into primary memory, is stored in ROM.

2. **Cache Memory.** RAM is faster than secondary storage, but not as fast as a computer processor. So, because of RAM, a CPU may have to slow down. To speed up the operations of the CPU, a very high speed memory is placed between the CPU and the primary memory known as cache. It stores the copies of the data from frequently accessed primary memory locations, thus, reducing the average time required to access data from primary memory. When the CPU needs some data, it first examines the cache. In case the requirement is met, it is read from the cache, otherwise the primary memory is accessed.
3. **Secondary Memory** Primary memory has limited storage capacity and is either volatile (RAM) or read-only (ROM). Thus, a computer system needs auxiliary or secondary memory to permanently store the data or instructions for future use. The secondary memory is non-volatile and has larger storage capacity than primary memory. It is slower and cheaper than the main memory. But, it cannot be accessed directly by the CPU. Contents of secondary storage need to be first brought into the main memory for the CPU to access. Examples of secondary memory devices include Hard Disk Drive (HDD), CD/ DVD, Memory Card, etc., as shown in Figure 1.7. However, these days, there are secondary storage devices like SSD which support very fast data transfer speed as compared to earlier HDDs. Also, data transfer between computers have become easier and simple due to the availability of small-sized and portable flash or pen drives.